


FINAL PROGRAM

37th European Congress of Cytology



Dubrovnik-Cavtat, Croatia

September 30th - October 3rd, 2012



CONTENTS

Welcome letter	2
Committees	4
Faculty list	6
Timetable	8
Congress Venue Map	10
Scientific Program	13
Poster List	45
Information	69
Social Events	76
Sponsors and Exhibitors	81
Index	89



Dear colleagues, dear friends,

It is our great pleasure and honor to invite you to the 37th European Congress of Cytology to be held in Dubrovnik-Cavtat, Croatia from September 30th until October 3rd, 2012.

We do hope the choice of topics and the active part of the renowned international and Croatian experts will arouse your interest in the Congress. The Congress will include plenary lectures, symposia, seminars, workshops, lectures and poster sections. In addition, we wish to make your stay here a pleasant and also the time we will spend together working, sightseeing Dubrovnik and Cavtat, at boat excursions and Gala Dinner.

We invite you herewith to our country with a rich tradition in cytology, where its development can be divided into four phases: curiosity, enthusiasm, professionalism, and adjustment to common European trends. The phase of curiosity started between the two World Wars, owing to clinical hematologists who were the pioneers of hematologic cytology. Yet, the true beginnings of the Croatian cytology date back to the 1950s to 1960s, i.e. the phase of enthusiasm, also closely related to the clinicians who were the carriers of development of both aspiration cytology and gynecologic cytology. The need in systematic education led to the introduction of the postgraduate study in medical cytology at the School of Medicine, University of Zagreb (1967) and of the cytotechnologists course at the Health College in Zagreb (1968). The third phase, professionalism, began in 1974 with the introduction of independent residency in medical cytology, later clinical cytology. In 1994, the initially 3-year residency turned into a 4-year residency in clinical cytology. The phase of adjustment of education in clinical morphological professions, cytology and pathology, was initiated in line with the general pursuit of the united Europe values, having resulted in a new residency proposal for both of these so far independent professions in Croatia in 2011.

Welcome to Croatia, the country with 1246 islands, isles, cliffs, reefs and rocks, 1777 km of beautiful Adriatic coast and 1000 castles. Welcome to the country with the rich cultural heritage comprising numerous museums, galleries and churches, and the worldwide cultural heritage monuments, constituting a binding chapter of the UNESCO list of the worldwide heritage sites, i.e. Diocletian Palace in Split; Euphrasian Basilica in Poreč; Plitvice Lakes; Romanesque town Trogir; Šibenik Cathedral, and the unique and inimitable old town Dubrovnik.

Welcome to Croatia, the country of Herman Dalmatin, a renowned medieval philosopher from the Istria; Marco Polo, a world traveller and explorer; Julije Klović, a miniaturist, the Croatian Michelangelo; Ruđer Bošković from Dubrovnik, the greatest physicist, mathematician and astronomer of the time; and Nikola Tesla, one of the most brilliant world inventors, born in Lika. This country is proud of its great history and great people.

Welcome to Dubrovnik, the town of a long and rich tradition, proud of its cultural and historical heritage, and open to the people from all over the world. Nature has been very generous to Dubrovnik by blessing it with numerous beauties – the southernmost Dalmatian warm climate, bright blue sky, clear turquoise small coves with sandbanks, and dark-blue sea along the steep rocky coast covered with rich Mediterranean and sub-tropical flora

Welcome to Cavtat, the ancient town surrounded by numerous excavations, evidencing thousand years long history of this site. Cavtat, known in the ancient times as Epidaurum, had been restored several times from the ruins, and after total destruction in 7th century it was rebuilt by Dubrovnik Republic in 15th century.

Zvonimir Milčec, a chronicler, said about the capital of Croatia: "...only Zagreb's women are more beautiful than Zagreb". Likewise, the Croatian cytologists say: "...only cytology is more beautiful than Croatia". An advertising slogan for the Croatian tourism is: "When your heart says summer, it says Croatia". In the same way we say: "When your heart says cytology, it says Dubrovnik-Cavtat 2012".

So, follow your heart and join the Congress of Cytology 2012 in Dubrovnik-Cavtat. You will be attracted by at least one of its topics; ... let it happen and enjoy four days stay in 'a small country for big cytology'!

Co-Presidents

Assist. Prof. Ika Kardum-Skelin, MD, PhD

Prim. Vesna Mahovlić, MD, PhD



UNDER THE AUSPICES OF

President of the Republic of Croatia
Academy of Medical Sciences of Croatia
Ministry of Health of the Republic of Croatia
Croatian Medical Association
Croatian Medical Chamber
City of Dubrovnik

LOCAL ORGANIZING COMMITTEE

HONORARY PRESIDENT

Inga ČREPINKO†

CO-PRESIDENTS

Ika KARDUM-SKELIN

e-mail: ika.kardum-skelin@zg.t-com.hr

ikskelin@gmail.com

Phone: +385 1 230 84 61

Vesna MAHOVLIĆ

e-mail: vesna.mahovlic@kbc-zagreb.hr

vesna.mahovlic@zg.htnet.hr

Phone: +385 1 460 46 06

CO-VICE PRESIDENTS

Silvana SMOJVER-JEŽEK

e-mail: ssmojver@pbf.hr

Phone: +385 1 23 85 131

Ana IVANIŠIN-BARAČ

e-mail: ivanisinbarac@hotmail.com

Phone: +385 20 43 18 20

SCIENTIFIC SECRETARIES

Lada ŠKOPLJANAC-MAČINA

e-mail: lskopljanac@yahoo.com

Phone: +385 1 460 46 03

Biljana JELIĆ PUŠKARIĆ

e-mail: biljana.jelic.puskaric@zg.t-com.hr

Phone: +385 1 230 84 61

TREASURER

Jasenska ANTULOV

e-mail: antulovj@gmail.com

Phone: +385 1 238 80 64

MEMBERS

Ana BARIŠIĆ, Drago BATINIĆ, Gordana KAIĆ, Gordana KNEŽEVIĆ,
Sandra KOJIĆ-KATOVIĆ, Ružica LASAN TRČIĆ, Neven MATEŠA, Marija PAJTLER,
Nina POLJIČAK-MILAS, Vesna RAMLJAK, Irena SEILI-BEKAFIGO, Mirna SUČIĆ,
Dinka ŠUNDOV, Karmen TRUTIN OSTOVIĆ, Adriana VINCE, Danijela VRDOLJAK-MOZETIĆ

CO-PRESIDENTS - CYTOTECHNOLOGISTS

Silvio CUVAJ
e-mail: silvio.cuvaj@gmail.com
Phone: +385 1 460 46 05

Veronika ANIĆ
e-mail: veronika.anic@zg.t-com.hr
Phone: +385 1 230 84 61

EUROPEAN FEDERATION OF CYTOLOGY SOCIETIES (EFCS)

President: Ika KARDUM-SKELIN, Croatia
Past President: Binnur ÖNAL, Turkey
Secretary General: Philippe VIELH, France
Treasurer: Martin TÖTSCH, Austria

EUROPEAN ADVISORY COMMITTEE OF CYTOTECHNOLOGY (EACC)

Chairperson: Dorthe EJERSBO, Denmark
Secretary: Maj Liv EIDE, Norway

INTERNATIONAL ACADEMY OF CYTOLOGY (IAC)

President: Diane SOLOMON, USA
Past President: Alain VERHEST, Belgium
Secretary Treasurer: Fernando SCHMITT, Portugal

CROATIAN SOCIETY OF CYTOTECHNOLOGY - ENGINEERS, MEDICAL LABORATORY DIAGNOSTICS AND LABORATORY TECHNICIANS

President: Silvio CUVAJ
Vice President: Orhideja DUTKOVIĆ-ŠTEFEC
Past President: Veronika ANIĆ
Secretary General: Katica RUBIĆ
Treasurer: Suzana HARABAJSKA

CROATIAN SOCIETY FOR CLINICAL CYTOLOGY

CROATIAN MEDICAL ASSOCIATION

President: Ika KARDUM-SKELIN
Vice Presidents: Vesna MAHOVLIĆ & Silvana SMOJVER-JEŽEK
Secretaries General: Lada ŠKOPLJANAC-MAČINA & Biljana JELIĆ PUŠKARIĆ
Treasurer: Jasenka ANTULOV



SCIENTIFIC COMMITTEE & FACULTY LIST

1. Aedo Ocana Olga Del Pilar, Spain
2. Alameda Francisco, Spain
3. Anagnostopoulou Irene, Greece
4. Anić Veronika, Croatia
5. Antulov Jasenka, Croatia
6. Audy Jurković Silvana, Croatia
7. Aurer Igor, Croatia
8. Balázs Járnyai, Hungary
9. Baloch W Zubair, USA
10. Banno Kouji, Japan
11. Barišić Ana, Croatia
12. Barišić Ingeborg, Croatia
13. Barroca Helena, Portugal
14. Batinić Drago, Croatia
15. Beale Tim, UK
16. Beck Ana, Croatia
17. Bedrossian Carlos, USA
18. Bergeron Christine, France
19. Bobuš Kelčec Iva, Croatia
20. Bode Beata, Switzerland
21. Bollmann Reinhard, Germany
22. Bondi Arrigo, Italy
23. Borošević Ana, Croatia
24. Bourgain Claire, Belgium
25. Bubendorf Lukas, Switzerland
26. Chhieng David, USA
27. Cochand Prioret Beatrix, France
28. Cuvelier Claude, Belgium
29. Cuvaj Silvio, Croatia
30. Čulić Vida, Croatia
31. Davidson Ben, Norway
32. Desai Mina, UK
33. Di Bonito Luigi, Italy
34. Di Loreto Carla, Italy
35. Di Lorito Alessia, Italy
36. Diamantis Aristidis G., Greece
37. Domanski Henryk A., Sweden
38. Dušková Jaroslava, Czech Republic
39. Dworzak Michael, Austria
40. Džeko Škugor Nives, Croatia
41. Eide Maj Liv, Norway
42. Elsheikh Tarik, USA
43. Eri Živka, Serbia
44. Ersöz Canan, Turkey
45. Fabre Monique, France
46. Fadda Guido, Italy
47. Fassina Ambrogio, Italy
48. Filipec Kanižaj Tajana, Croatia
49. Firat Pinar, Turkey
50. Flegar-Meštrić Zlata, Croatia
51. Freudenberg Nikolaus, Germany
52. Gerhard Rene, Portugal
53. Giles Thomas, UK
54. Gonçalves Louis, Portugal
55. Grahovac Blaženka, Croatia
56. Gray Winifred, UK
57. Grce Magdalena, Croatia
58. Gredelj Šimec Njetočka, Croatia
59. Grefte Johanna, Netherlands
60. Grest Paula, Switzerland
61. Hayashi Tohru, Japan
62. Herbert Amanda, UK
63. Hintermann Suzanne, Switzerland
64. Jakopović Marko, Croatia
65. Jakšić Branimir, Croatia
66. Jakšić Ozren, Croatia
67. Jelić Puškarić Biljana, Croatia
68. Jeren Tatjana, Croatia
69. Jiménez-Ayala Matias, Spain
70. Jiménez-Ayala Portillo Beatriz, Spain
71. Jonjić Nives, Croatia
72. Jurić Danijela, Croatia
73. Jurić Nina, Bosnia and Herzegovina
74. Kaić Gordana, Croatia
75. Kapila Kusum, Kuwait
76. Karakitsos Petros, Greece
77. Kardum Matko, Croatia
78. Kardum Paro Mirjana Marijana, Croatia
79. Kardum-Skelin Ika, Croatia
80. Klijanienko Jerzy, France
81. Kloboves Prevodnik Veronika, Slovenia
82. Kobilková Jitka, Czech Republic
83. Kocjan Gabrijela, UK
84. Kojić-Katović Sandra, Croatia
85. Kokalj Vokač Nadja, Slovenia
86. Krishnamurthy Savitri, USA
87. Labar Boris, Croatia
88. Lasan Trčić Ružica, Croatia

89. Layfield Lester, USA
90. Ljubić Nives, Croatia
91. Mahovlić Vesna, Croatia
92. Mandac Rogulj Inga, Croatia
93. Margari Hara, Greece
94. Margari Niki, Greece
95. Markov-Glavaš Duška, Croatia
96. Mateša Neven, Croatia
97. Megha Harke, India
98. Morožin-Pohovski Leona, Croatia
99. Moussa Adnène, Tunisia
100. Naito Zenya, Japan
101. Nasioutziki Maria, Greece
102. Nayar Ritu, USA
103. Negri Silvana, Italy
104. Nemet Damir, Croatia
105. Nielsen Karsten, Denmark
106. Obad-Kovačević Dragica, Croatia
107. O'Flynn Paul, UK
108. Oliviera Helena, Portugal
109. Önal Binnur, Turkey
110. Osamura Robert, Japan
111. Ostojić Kolonić Slobodanka, Croatia
112. Ovanin-Rakić Ana, Croatia
113. Özgül Neyat, Turkey
114. Paksoy Nadir, Turkey
115. Panjkovic Milana, Serbia
116. Perisic Zivko, Serbia
117. Perković Sanja, Croatia
118. Peroš-Golubičić Tatjana, Croatia
119. Planinc-Peraica Ana, Croatia
120. Pohar-Marinšek Živa, Slovenia
121. Pokieser Wolfgang, Austria
122. Poller David N, UK
123. Poljak Mario, Slovenia
124. Poljičak-Milas Nina, Croatia
125. Radhika Kottu, India
126. Radić-Krišto Delfa, Croatia
127. Rajwanshi Arvind, India
128. Ramljak Vesna, Croatia
129. Repše-Fokter Alenka, Slovenia
130. Roglić Mihovil, Croatia
131. Rossi Esther Diana, Italy
132. Ryska Ales, Czech Republic
133. Santamaria Mercedes, Spain
134. Sauer Torill, Norway
135. Savić Spasenija, Switzerland
136. Schenck Ulrich, Germany
137. Schmitt Fernando, Portugal
138. Schneider Volker, Germany
139. Selmani Feti, Croatia
140. Siddiqui Momin, USA
141. Smith Peter, UK
142. Smith John H.F., UK
143. Smojver-Ježek Silvana, Croatia
144. Sood Neelam, India
145. Sridhara Satyanarayana, India
146. Stančić Rokotov Dinko, Croatia
147. Stani Josefina, Austria
148. Stipoljev Feodora, Croatia
149. Strojan Fležar Margareta, Slovenia
150. Sučić Mirna, Croatia
151. Sugiyama Yuko, Japan
152. Syrjänen Kari, Finland
153. Šentija Karmela, Croatia
154. Šiftar Zoran, Croatia
155. Šokčević Marijka, Croatia
156. Šoljić Violeta, Bosnia and Hercegovina
157. Tani Edneia, Sweden
158. Thienpont Louis, Belgium
159. Toivonen Terttu, Finland
160. Tooru Hayashi, Japan
161. Tötsch Martin, Austria
162. Troncone Giancarlo, Italy
163. Trutin Ostović Karmen, Croatia
164. Üstün Melek, Turkey
165. Vasilj Ankara, Croatia
166. Vass László, Hungary
167. Verhest Alain, Belgium
168. Vielh Philippe, France
169. Vigliar Elena, Italy
170. Vince Adriana, Croatia
171. Vrabec Branica Božica, Croatia
172. Vrbanus Ljiljana, Croatia
173. Vrdoljak-Mozetić Danijela, Croatia
174. Wiener Helene, Austria
175. Wiseman Pinto Roque Gabriel, India
176. Wojcik Eva M., USA
177. Zanonati Fabrizio, Italy
178. Zemanova Zuzana, Czech Republic
179. Zeppa Pio, Italy
180. Znidarčić Željka, Croatia

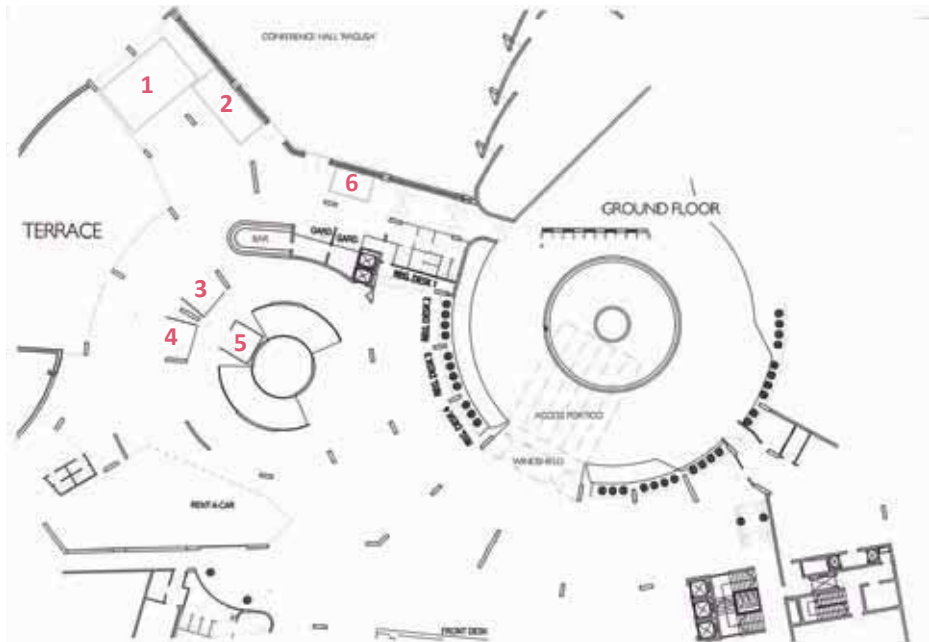


30 SEPTEMBER 2012, Sunday							
DATE	HALL 1 RAGUSA	HALL 2 BOBARA	HALL 3 ORLANDO	HALL 4 KONAVLE	HALL 5 ŠIPUN	LEGEND	
08.30-12.00			QUATE EXAM 8.30-13.30	IAC EXAM 8.30-13.30		SYMPOSIUM	
12.00-14.30	REGISTRATION OPENING		REGISTRATION OPENING			SATELLITE SYMPOSIUM	
14.30-16.00		EFCS COUNCIL MEETING	SATELLITE SYMPOSIUM 1 BD	WORKSHOP 1 Deep Organs/EUS	WORKSHOP 2 BONE MARROW-Myelodysplastic Syndrome (MDS) & Myeloproliferative Neoplasms (MPN)/MDS/MPN	WORKSHOP	
16.00-16.30	COFFEE BREAK/COMMERCIAL EXHIBITION						FREE PAPERS
17.00-18.30	SYMPOSIUM 1 Cervical Screening in the Mediterranean Countries	SYMPOSIUM 2 Scientific Paper Writing	QUATE MEETING	WORKSHOP 3 Serous Effusion	WORKSHOP 4 BONE MARROW-Plasma Cell Neoplasms & Chronic Leukemic Lymphoproliferative Diseases	THYROID SESSION	
19.30	OPENING CEREMONY						SLIDE SEMINAR
20.30	WELCOME RECEPTION						SATELLITE SYMPOSIUM

1 OCTOBER 2012, Monday							
DATE	HALL 1 RAGUSA	HALL 2 BOBARA	HALL 3 ORLANDO	HALL 4 KONAVLE	HALL 5 ŠIPUN	SALON 6	
08.30-10.00	SYMPOSIUM 3 Pediatric Cytology	SLIDE SEMINAR 1 GI-Liver/Pancreas	SATELLITE SYMPOSIUM I EFCS-JSC		WORKSHOP 5 Head & Neck	MEET THE EXPERT 1 For Residents and Young Cytologists	
10.00-10.30	COFFEE BREAK/COMMERCIAL EXHIBITION						POSTER DISCUSSION SESSION 2
10.30-12.00	SYMPOSIUM 4 Cytotechnology Session	CYTOLOGISTS & CLINICIANS 1 Pulmonary Cytology	SATELLITE SYMPOSIUM II EFCS-IAC NON GYNE	WORKSHOP 6 Gynecological Cytology-Squamous Lesions	THYROID SESSION 1	FREE PAPERS 1	
12.00-13.00	PLENARY SESSION 1 European Guidelines for Cervical Cancer Screening						
13.00-14.00	Hall 1 Ragusa, SATELLITE SYMPOSIUM 2, HOLOGIC 1					EACC BOARD MEETING	
14.00-15.30	SYMPOSIUM 5 GI-Liver/Pancreas/EUS	SYMPOSIUM 6 Gynecological Cytology-HPV	SATELLITE SYMPOSIUM / SLIDE SEMINAR III EFCS-ASC-PSC	WORKSHOP 8 Breast		MEET THE EXPERT 2 For Residents and Young Cytologists	
15.30-17.00	SYMPOSIUM 7 Infectious Diseases	SLIDE SEMINAR 2 Gynecological Cytology	SYMPOSIUM 8 Urinary Cytology	WORKSHOP 7 Lung	WORKSHOP 9 Salivary Glands	FREE PAPERS 2	
17.00-17.30	COFFEE BREAK/COMMERCIAL EXHIBITION						POSTER DISCUSSION SESSION 3
17.30-19.00	PLENARY SESSION 2 Head & Neck						
20.30	CONCERT						

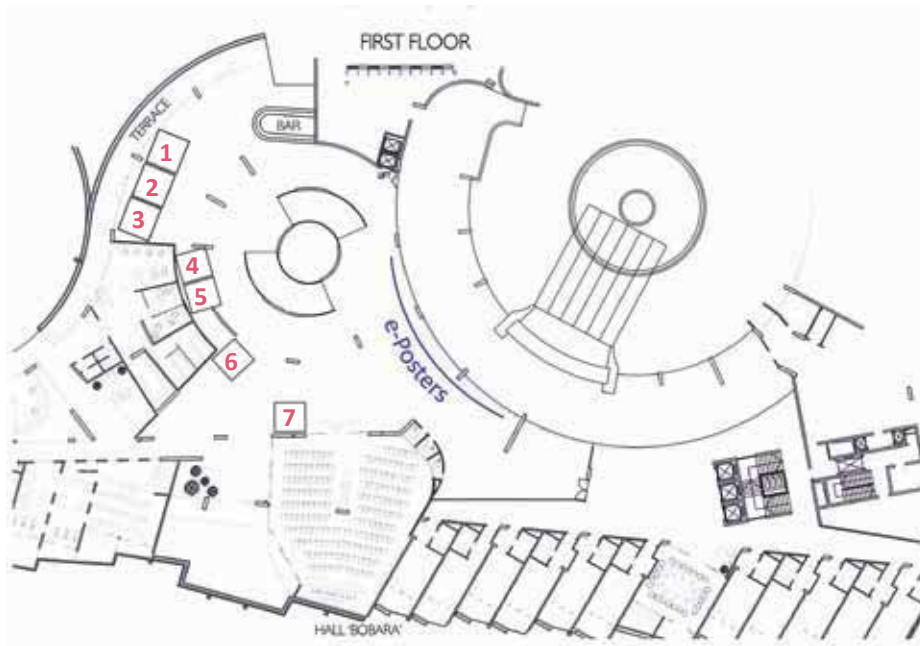
DATE	2 OCTOBER 2012, Tuesday					
TIME / HALL	HALL 1 RAGUSA	HALL 2 BOBARA	HALL 3 ORLANDO	HALL 4 KONAVLE	HALL 5 ŠIPUN	SALON 6
08.30-10.00	SYMPOSIUM 9 ANALYTICAL CYTOLOGY Flow Cytometry	SLIDE SEMINAR 3 Lymph Node	SYMPOSIUM 10 Pulmonary Cytology	WORKSHOP 10 Nongynecological Cytology-LBC	WORKSHOP 11 Pediatrics	MEET THE EXPERT 3 For Residents and Young Cytologists
10.00-10.30	COFFEE BREAK/COMMERCIAL EXHIBITION					POSTER DISCUSSION SESSION 4
10.30-12.00	SATELLITE SYMPOSIUM IV EFCS-IAC Gynecological Cytology-Glandular Lesions	THYROID SESSION 2	SYMPOSIUM 11 Transplant Cytology	WORKSHOP 12 Soft Tissue & Bone	WORKSHOP 13 BONE MARROW-Acute Leukemias	FREE PAPERS 3
12.00-13.00	PLENARY SESSION 3 Controversies in Molecular Cytology					
13.00-14.00	Hall 1 Ragusa, SATELLITE SYMPOSIUM 3, HOLOGIC 2					IAC COUNCIL MEETING
14.00-15.30	SYMPOSIUM 12 ANALYTICAL CYTOLOGY/ Cytogenetics	SYMPOSIUM 13 Breast	SYMPOSIUM 14 Veterinary Cytology	WORKSHOP 14 Gynecological Cytology-Endometrium & Ovary	LUNCH BREAK	
15.30-17.00	CYTOLOGISTS & CLINICIANS 2 SYMPOSIUM Bone Marrow	SLIDE SEMINAR 4 Pulmonary Cytology	SLIDE SEMINAR 5 BONE MARROW-Plasma Cell Neoplasms & Leukemic Lymphoproliferative Neoplasms	WORKSHOP 15 Infectious Diseases	CYTOPATHOLOGY BOARD MEETING	
17.00-17.30	COFFEE BREAK/COMMERCIAL EXHIBITION					POSTER DISCUSSION SESSION 5
17.30-19.00	PLENARY SESSION 4 Training Program in Cytopathology					
20.00	GALA DINNER					

DATE	3 OCTOBER 2012, Wednesday					
TIME / HALL	HALL 1 RAGUSA	HALL 2 BOBARA	HALL 3 ORLANDO	HALL 4 KONAVLE	HALL 5 ŠIPUN	SALON 6
08.30-10.00	SYMPOSIUM 15 Analytical Cytology/Image Analysis	CYTOLOGISTS & CLINICIANS 3 SYMPOSIUM Lymph Node	SLIDE SEMINAR 6 Breast	WORKSHOP 16 Gynecological Cytology-Glandular Lesions	WORKSHOP 17 Urine	FREE PAPERS 4
10.00-10.30	COFFEE BREAK/COMMERCIAL EXHIBITION					POSTER DISCUSSION SESSION 6
10.30-12.00	SYMPOSIUM 16 Gynecological Cytology Endometrium & Ovary	SYMPOSIUM 17 Quality Assurance & Automation	SYMPOSIUM 18 Ancillary Technology in Routine Practice	WORKSHOP 18 Lymph Node	WORKSHOP 19 CNS/CSF	DIAGNOSTIC CYTOPATHOLOGY EDITORIAL BOARD MEETING
12.00-13.30	SYMPOSIUM 19 Intraoperative & Interventional Cytology	CYTOLOGISTS & CLINICIANS 4 SYMPOSIUM-Plasma Cell Neoplasms & Leukemic Lymphoproliferative Neoplasms	RESIDENT'S SESSION		SLIDE SEMINAR 7 CNS/CSF	FREE PAPERS 5
13.30-14.30	PLENARY SESSION 5 Metastatic cancer: mechanisms and opportunities for treatment					
14.30-16.00	AWARDS AND CLOSING CEREMONY					
17.30-19.30	FAREWELL SUNSET PARTY					



GROUND FLOOR

1. **Platinum sponsor** - HOLOGIC
2. **Gold sponsor** - BD DIAGNOSTICS
3. NOVACYT
4. ROCHE MTM LABORATORIES
5. A. MENARINI DIAGNOSTICS
6. ROVERS MEDICAL DEVICES B.V.



Congress Venue

FIRST FLOOR

1. INDIAN JOURNAL OF PATHOLOGY AND MICROBIOLOGY
2. WILEY BLACKWELL
3. OLYMPUS
4. S. KARGER AG
5. EAST PENNINE CYTOLOGY TRAINING CENTRE
6. MERCK
7. QIAGEN



37th European Congress of Cytology

Dubrovnik-Cavtat, Croatia

September 30th - October 3rd, 2012



Sunday 30th



SUNDAY 30TH SEPTEMBER 2012

08:30 - 13:30 **Hall 4 KONAVLE**

IAC EXAM

08:30 - 13:30 **Hall 3 ORLANDO**

QUATE EXAM

12:00 - 16:00 **Hall 2 BOBARA**

EFCS COUNCIL MEETING

14:30-16:00 **Hall 3 ORLANDO**

SATELLITE SYMPOSIUM 1 – BD Diagnostics

LEAN AND NEW TECHNOLOGY IMPLEMENTATION: THE PERFECT MARRIAGE?

D. Chhieng, USA

THE ROLE OF HIGH RISK HPV GENOTYPING IN CLINICAL PRACTICE

K. Campbell, USA

NEW TECHNOLOGIES, NEW TARGETS: THE PAP TEST IN THE TWENTY-FIRST CENTURY

D. Beccati, Italy

14:30-16:00 **Hall 4 KONAVLE**

WORKSHOP - WS1-Deep Organs/EUS

Chairs: Jaray Balazs, Hungary / Monique Fabre, France

14:30-16:00 **Hall 5 ŠIPUN**

WORKSHOP - WS2-Bone Marrow-Myelodysplastic Syndrome (MDS) & Myeloproliferative Neoplasms (MPN)/MDS-MPN

Chairs: Gordana Kaić, Croatia / Nives Ljubić, Croatia

16:00–16:30 **COFFEE BREAK / COMMERCIAL EXHIBITION**

16:00-16:30 **Poster Area – 1st floor**

Poster Discussion Session 1

Chairs: Nadir Paksoy, Turkey / Jaroslava Dušková, Czech Republic



17:00-18:30 **Hall 1 RAGUSA**

SYMPOSIUM - S1-Cervical Screening in the Mediterranean Countries

Chairs: Luigi Di Bonito, Italy / Kari Syrjänen, Finland

- 17:00-17:14 RESULTS AND PITFALLS OF THE CERVICAL CANCER SCREENING IN ALENTEJO, PORTUGAL
L. Gonçalves, Portugal
- 17:14-17:28 HPV VACCINATION IN SPAIN
M. Santamaria, Spain
- 17:28-17:42 THE EFFORT OF THE HELLENIC POPULATION SCREENING PROGRAM AND THE TRIAGE PROCESS OF WOMEN
P. Karakitsos, Greece
- 17:42-17:56 TURKISH NEW POPULATION BASED CERVICAL CANCER PROGRAMME
N. Özgül, Turkey
- 17:56-18:10 EVALUATION OF CERVICAL CANCER SCREENING PROGRAMME IN MONASTIR, TUNISIA
A. Moussa, Tunisia
- 18:10-18:24 CERVICAL SCREENING IN CROATIA - PRIMORSKO-GORANSKA COUNTY EXPERIENCE
D. Vrdoljak-Mozetič, Croatia
- 18:24-18:30 Discussion

17:00-18:30 **Hall 2 BOBARA**

SYMPOSIUM - S2-Scientific Paper Writing

Chairs: Ambrogio Fassina, Italy / Carlos Bedrossian, USA

- 17:00-17:20 ARTICLES SUITABLE FOR PUBLICATION: WHAT ARE THE CRITERIA?
A. Fassina, Italy
- 17:20-17:40 WRITING A VALUABLE PAPER REPORTING CYTOLOGICAL OBSERVATIONS
C. W. M. Bedrossian, USA
- 17:40-18:00 ARTICLES SUITABLE FOR THE JOURNAL CYTOPATHOLOGY: WHAT ARE THE CRITERIA?
A. Herbert, UK
- 18:00-18:20 SCIENTIFIC PAPER WRITING - ACTA CYTOLOGICA
F. Schmitt, Portugal
- 18:20-18:30 Discussion

17:00 - 18:30 **Hall 3 ORLANDO**

QUATE MEETING

17:00-18:30

Hall 4 KONAVLE

WORKSHOP - WS3-Serous Effusion

Chairs: Ben Davidson, Norway

17:00-18:30

Hall 5 ŠIPUN

WORKSHOP - WS4-Bone Marrow/ Plasma Cell Neoplasms & Chronic Leukemic Lymphoproliferative Diseases

Chairs: Ika Kardum-Skelin, Croatia / Violeta Šoljić, Bosnia and Herzegovina

19:30 - 20:30

OPENING CEREMONY - Hotel Croatia

19:30

Hall 1 RAGUSA

P0-Opening ceremony

IN MEMORIAM - PROF. DR.SC. INGA ČREPINKO –
HONOURARY PRESIDENT OF THE 37th EUROPEAN
CONGRESS OF CYTOLOGY

I. Kardum-Skelin, Croatia

20:30

WELCOME RECEPTION - Hotel Croatia



Hologic® cordially invites
you to its **symposia** on the

Complete Solution for Cervical Health Screening

integrating tools for cytology and molecular diagnostics
to provide optimised screening results.

ECC Croatia 2012

Ragusa Hall (Plenary Hall)

Monday 1st October 2012

Time: 13.00 – 14.00

- **The Scottish Imager Feasibility Study**
Dr Louise Smart, Scotland
- **Application of Cellient® Automated Cell Block Technology**
Dr B.M. van Hemel, Netherlands
- **The Value of the PreservCyt Vial**
Prof John O'Leary, Ireland

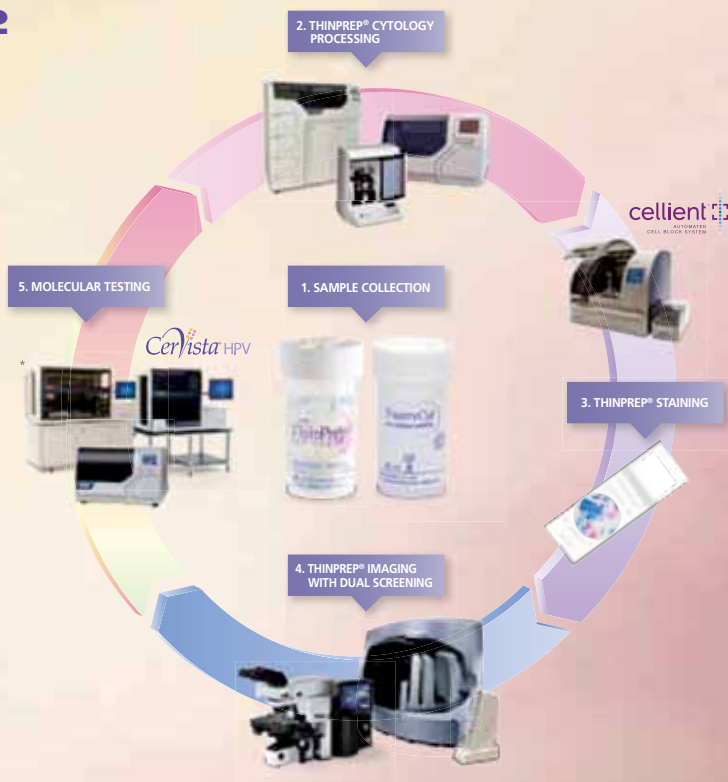
Lunch Boxes will be provided

Tuesday 2nd October 2012

Time: 13.00 – 14.00

- **Cervista®: Accurate by Design™**
Dr Marilyn Olson, USA
- **Evaluation of Cervista® HPV HR Test in Comparison with digene HC2 High-Risk HPV DNA Test in a screening population with women ≥30 years using ThinPrep® PAP Test**
Dr Gerd Boehmer, Germany

Lunch Boxes will be provided



HOLOGIC® | **GEN-PROBE**

Hologic UK Ltd
Link 10
Napier Way
Crawley, West Sussex
RH10 9RA

Tel: +44 1293 608505
Fax: +44 1293 528010
Email: uk@hologic.com

www.hologic.com
www.thinprep.com
www.cytologystuff.com
www.cellientsystem.com
www.cervistahpv.com

*Cervista HPV HR® HTA machine is pending CE Marking
Cervista, Cellient and ThinPrep are all trademarks of ©Hologic Inc. 2012

Monday 1st


37th European Congress of Cytology

Dubrovnik-Cavtat, Croatia

September 30th - October 3rd, 2012



Monday 1st



MONDAY, 1ST OCTOBER 2012

Monday 1st

08:30-10:00

Hall 1 RAGUSA

SYMPOSIUM - S3-Pediatric Cytology

Chairs: Ambrogio Fassina, Italy / Jerzy Klijanienko, France

- 08:30-08:50 SMALL ROUND BLUE CELL TUMORS OF CHILDHOOD: POTENTIAL DIAGNOSTIC PITFALLS
A. Fassina, Italy
- 08:50-09:10 FNA AND MOLECULAR DIFFERENTIAL DIAGNOSIS IN ROUND CELL TUMORS
J. Klijanienko, France
- 09:10-09:30 RENAL TUMOURS OF PAEDIATRIC AGE - FROM CELL TO GENE
H. Barroca, Portugal
- 09:30-09:50 FNA OF SKELETAL NEOPLASMS IN PEDIATRIC PATIENTS
H. Domanski, Sweden
- 09:50-10:00 Discussion

08:30-10:00

Hall 2 BOBARA

SLIDE SEMINAR - SLS1-GI-Liver/Pancreas

Chairs: Monique Fabre, France / Roque Gabriel Wiseman Pinto, India

- 08:30-09:00 M. Fabre, France
- 09:00-09:30 R. G. Wiseman Pinto, India
- 09:30-10:00 I. Bobuš Kelčec, Croatia

08:30-10:00

Hall 3 ORLANDO

SATELLITE SYMPOSIUM - STS | EFCS-JSCC-Conventional and Liquid-Based Endometrial and Endocervical Cytology

Chairs: Zenya Naito, Japan / Philippe Vielh, France

- 08:30-08:35 INTRODUCTION
P. Vielh, France
- 08:35-08:50 SIGNIFICANCE OF ENDOMETRIAL-TYPE CELLS IN CERVICOVAGINAL SMEARS
V. Mahovlić, Croatia
- 08:50-09:05 DIAGNOSTIC VALUE OF THE CONVENTIONAL AND LIQUID-BASED ENDOMETRIAL CYTOLOGY IN ENDOMETRIAL CANCER
Y. Sugiyama, Japan
- 09:05-09:20 DIAGNOSTIC VALUE OF THE LIQUID-BASED CYTOLOGY (SUREPATH) IN CERVICAL ADENOCARCINOMAS
T. Hayashi, Japan



- 09:20-09:35 COULD DIRECT ENDOMETRIAL SAMPLING INCREASE THE DIAGNOSTIC ACCURACY FOR THE DETECTION OF ENDOMETRIAL CARCINOMAS?
P. Karakitsos, Greece
- 09:35-09:50 ABERRANT EPIGENETIC DNA HYPERMETHYLATION IN LIQUID-BASED ENDOMETRIAL CYTOLOGY SAMPLES: EVALUATION AND POTENTIAL USE IN DIAGNOSIS
K. Banno, Japan
- 09:50-10:00 DISCUSSION - ROUND TABLE
Z. Naito, Japan

08:30-10:00 **Hall 5 ŠIPUN**

WORKSHOP - WS5-Head & Neck

Chairs: László Vass, Hungary / Ankica Vasilj, Croatia

08:30-10:00 **HALL 6 SALON**

MEET THE EXPERT - ME1-Thyroid

Chair: Gabrijela Kocjan, UK

10:00-10:30 COFFEE BREAK / COMMERCIAL EXHIBITION

10:00-10:30 **Poster Area – 1st floor**

Poster Discussion Session 2

Chairs: Lada Škopljanač-Mačina, Croatia / Nina Jurić, Bosnia and Herzegovina

10:30-12:00 **Hall 1 RAGUSA**

SYMPOSIUM - S4-Cytotechnology Session

Chairs: May Liv Eide, Norway / Veronika Anić, Croatia

- 10:30-10:50 MINIMUM REQUIREMENTS FOR PRACTISING CYTOTECHNOLOGY IN EUROPE
V. Anić, Croatia
- 10:50-11:00 QUALITY ASSURANCE IN CERVICAL CYTOLOGY
S. Cuvaj, Croatia
- 11:00-11:10 PCR AND IMMUNOPHENOTYPING SAMPLES OF LYMPH NODE AND BONE MARROW
M. M. Kardum Paro, Croatia

- 11:10-11:20 CYTOTECHNOLOGISTS AND HPV-TESTING
M. L. Eide, Norway
- 11:20-12:00 SLIDE SEMINAR
J. Stani, Austria / S. Hintermann, Switzerland

10:30-12:00 Hall 2 BOBARA

CC1-Cytologists & Clinicians 1 Pulmonary Cytology

*Chairs: Silvana Smojver-Ježek, Croatia /
Tatjana Peroš-Golubičić, Croatia*

- 10:30-10:40 INTRODUCTION: ARE CYTOLOGISTS BIASED BY CLINICAL
INFORMATION?
S. Smojver-Ježek, Croatia
- 10:40-11:02 THE ROLE OF CYTOLOGY IN MANAGEMENT OF DIFFUSE LUNG
DISEASE
T. Peroš-Golubičić, Croatia
- 11:02-11:24 THERAPEUTIC IMPLICATIONS OF MOLECULAR BIOLOGY IN LUNG
CANCER
M. Jakopović, Croatia
- 11:24-11:46 CYTOLOGY IN THORACIC SURGERY
D. Stančić Rokotov, Croatia
- 11:46-12:00 Discussion

10:30-12:00 Hall 3 ORLANDO

**SATELLITE SYMPOSIUM - STS II EFCS-IAC NON GYNE-Pitfalls in the
use of ancillary tests on FNA/small biopsies specimens**

Chairs: Fernando Schmitt, Portugal / Ritu Nayar, USA

- E. Vigliar, Italy
E. D. Rossi, Italy
E. Wojcik, USA
F. Schmitt, Portugal
R. Nayar, USA

10:30-12:00 Hall 4 KONAVLE

**WORKSHOP - WS6-Gynecological Cytology - Cervical
Squamous Lesions**

Chairs: Mina Desai, UK



10:30-12:00

Hall 5 ŠIPUN

TS 1-Thyroid Session 1

Chairs: Beatrix Cochand Priollet, France / Philippe Vielh, France

B. Cochand Priollet, France

P. Vielh, France

N. Mateša, Croatia

N. Paksoy, Turkey

L. Vass, Hungary

D. Poller, UK

J. Dušková, Czech Republic

G. Fadda, Italy

P. Firat, Turkey

P. Karakitsos, Greece

G. Troncone, Italy

A. Fassina, Italy

C. Bourgain, Belgium

M. Tötsch, Austria

10:30-12:00

HALL 6 SALON

FP1-FREE PAPERS 1

Chairs: John Smith, UK / Valerija Miličić, Croatia

10:30-10:38 CHARACTERISTICS OF THE DISCLOSURE OF MALIGNANT DIAGNOSES
OCCUPATIONAL BURNOUT AND COPING AMONG CROATIAN
CLINICAL CYTOLOGISTS

I. Ostović, K. Trutin Ostović, P. Zarevski / Croatia

10:38-10:46 THE INFLUENCE OF PROBIOTICS ON THE CYTODIAGNOSTICS QUALITY
Z. Perisic, M. Dzinic, N. Perisic Jeremic, S. Tucakovic, M. Perisic,
L. Dimitrijevic, S. Popovac, A. Pikula, N. Stankovic / Serbia

10:46-10:54 IS THE HOLOGIC THINPREP® IMAGING SYSTEM SUITABLE FOR
INTEGRATION INTO A UK LEAN CYTOLOGY LABORATORY?

M. Linham, L. Williams, S. Knowles / UK

10:54-11:02 HPV MRNA TEST, AND P16 INK4/KI67 DUAL-TEST AS USEFUL TOOLS
TO IMPROVE HPV-DNA-BASED SCREENING PROGRAMS

R. Zappacosta, D. Caraceni, L. Ciccocioppo, M. De Laurentiis,

C. D'Angelo, D. M. P. Gatta, S. Capanna, S. Rosini / Italy

11:02-11:10 FOCALPOINT SYSTEM IMPROVES THE INTERNAL QUALITY CONTROL
OF GYNAECOLOGIC CYTOLOGY. RESULTS OF RODEO STUDY

A. Longatto-Filho, M. Stein, S. Cristovam, J. H. T. G. Fregnani,

N. Campacci / Brazil

- 11:10-11:18 UTERINE MALIGNANT MESODERMAL TUMOR (MMMT): PAP SMEAR FINDINGS WITH HISTOPATHOLOGICAL CORRELATION
M. Mosunjac, C. Ormenisan / USA, M. Deliu, M. Kos / Croatia / H. Shen, T. Piccoli, G. Oprea / USA
- 11:18-11:26 COLLECTION, SAMPLING AND SETTING URINE CYTOLOGY SPECIMENS: TWO METHODS TESTED IN LARGE ROUTINE ENVIRONMENT
R. Rapezzi, S. Negri, A. Bondi / Italy
- 11:26-11:34 INCREASE IN BENIGN GROUPED UROTHELIAL CELLS BY THE LIQUID-BASED URINE CYTOLOGY TECHNIQUE
R. Granados, A. Ruiz, J. A. Aramburu, M. Butrón, E. Camarmo, T. Corrales, P. Bajo / Spain
- 11:42-11:50 RADIATION CHANGES IN URINARY CYTOLOGY: REPORT OF A CASE
M. Mehzad / Iran
- 11:50-11:58 CLINICAL CYTOLOGY IN CROATIA 2012.
V. Miličić, B. Lončar, S. Audy-Jurković, M. Pajtler, V. Mahovlić, I. Kardum-Skelin / Croatia
- 11:58-12:00 Discussion

12:00-13:00

Hall 1 RAGUSA

PLENARY SESSION - PS1-European Guidelines for Cervical Cancer Screening

Chairs: Amanda Herbert, UK / Christine Bergeron, France

- 12:00-12:10 GEORGE N. PAPANICOLAOU, A TRIBUTE TO HIS LIFE AND WORK 50 YEARS AFTER HIS DEATH
A. G. Diamantis, Greece
- 12:10-12:30 HOW CAN THE MANIFEST SUCCESS OF CYTOLOGICAL SCREENING BE INTERGRATED WITH ADVANCES IN TECHNOLOGY?
A. Herbert, UK
- 12:30-12:50 NEW ALTERNATIVES FOR CERVICAL SCREENING: MOLECULAR MARKERS
C. Bergeron, France
- 12:50-13:00 Discussion

13:00 - 14:00

Lunch Break

13:00-14:00

Hall 1 RAGUSA

SATELLITE SYMPOSIUM 2 - HOLOGIC 1

- 13:00-13:20 THE SCOTTISH IMAGER FEASIBILITY STUDY
L. Smart, Scotland



- 13:20-13:40 APPLICATION OF CELLIENT® AUTOMATED CELL BLOCK TECHNOLOGY
B.M. van Hemel, Netherlands
- 13:40-14:00 THE VALUE OF THE PRESERCYT VIAL
J. O’Leary, Ireland

13:00 - 14:00 Salon 6

EACC BOARD MEETING

14:00-15:30 Hall 1 RAGUSA

SYMPOSIUM - S5-GI-Liver/Pancreas/EUS

Chairs: Monique Fabre, France / Jaray Balazs, Hungary

- 14:00-14:20 INTRODUCTION IN TO THE CYTOPATHOLOGY OF THE PANCREAS.
THEORY AND PRACTICE
J. Balazs, Hungary
- 14:20-14:40 MUCINOUS CYSTIC TUMORS OF PANCREAS
R. G. Wiseman Pinto, India
- 14:40-15:00 LIQUID-BASED CYTOLOGY ON EUS-GUIDED FINE-NEEDLE BIOPSIES
OF PANCREATIC NEUROENDOCRINE TUMORS
G. Fadda, Italy
- 15:00-15:20 EUS-GUIDED FINE NEEDLE ASPIRATION (FNA) AND EUS-TRUCUT
BIOPSY (TCB) IN THE GI SUBMUCOSAL TUMORS DIAGNOSIS
M. Fabre, France
- 15:20-15:30 Discussion

14:00-15:30 Hall 2 BOBARA

SYMPOSIUM - S6-Gynaecological Cytology - HPV Symposium

Chairs: Kari Syrjänen, Finland / Mario Poljak, Slovenia

- 14:00-14:20 COVARIATES OF HIGH-RISK HUMAN PAPILOMAVIRUS (HPV)
INFECTIONS ARE DISTINCT FOR INCIDENT CIN 1, CIN2, AND CIN3
K. Syrjänen, Finland
- 14:20-14:40 A REVIEW OF CURRENT STATUS OF HPV VACCINATION
IMPLEMENTATION IN CENTRAL AND EASTERN EUROPE
M. Poljak, Slovenia
- 14:40-14:55 CLINICAL PERFORMANCE OF HPV DETECTION FOR HIGH-GRADE
LESIONS OF THE CERVIX USING CYTOLOGICAL MATERIAL
M. Nasioutziki, Greece
- 14:55-15:10 PRE-VACCINATION DISTRIBUTION OF HIGH-RISK HUMAN
PAPILOMAVIRUS (HPV) TYPES IN CROATIAN WOMEN WITH HSIL
AND CERVICAL CARCINOMA
A. Vince, Croatia

- 15:10-15:25 ORGANISED SCREENING PROGRAMMES IN THE ERA OF HPV VACCINATION
M. Grce, Croatia
- 15:25-15:30 Discussion

14:00-15:30 Hall 3 ORLANDO

**SATELLITE SYMPOSIUM/SLIDE SEMINAR - SS/SLS III EFCS-PSC-ASC - I
Did Not Expect That: Surprises During the Daily Practice of
Fine-Needle Aspiration**

Chairs: Tarik Elshiekh, USA / Philippe Vielh, France

- 14:00-14:05 P. Vielh, France
- 14:05-14:20 R. Nayar, USA
- 14:20-14:35 I. Kardum-Skelin, Croatia
- 14:35-14:50 D. Chhieng, USA
- 14:50-15:05 T. Elshiekh, USA
- 15:05-15:20 P. Vielh, France
- 15:20-15:30 T. Elshiekh, USA

14:00-15:30 Hall 4 KONAVLE

WORKSHOP - WS8-Breast

Chairs: Torill Sauer, Norway / Vesna Ramljak, Croatia

14:00-15:30 HALL 6 SALON

MEET THE EXPERT - ME2-Pulmonary Cytology

Chair: Fernando Schmitt, Portugal

15:30-17:00 Hall 1 RAGUSA

SYMPOSIUM - S7-Infectious Diseases

Chairs: Roque Gabriel Wiseman Pinto, India / Adriana Vince, Croatia

- 15:30-15:45 HODGKIN LYMPHOMA IN HIV POSITIVE PATIENTS
A. Vince, Croatia
- 15:45-16:00 CYTOLOGY OF PARASITIC DISEASES
R. G. Wiseman Pinto, India
- 16:00-16:15 TULAREMIA: CYTOLOGY IN DIFFERENTIAL DIAGNOSIS OF CERVICAL LYMPHADENITIS
E. Tuncer, Turkey



- 16:15-16:30 SYMPOSIUM - INFECTIOUS DISEASES: CYTOLOGICAL DIAGNOSIS OF MYCOBACTERIAL INFECTIONS IN EXFOLIATIVE SPECIMENS.
K. Kapila, Kuwait
- 16:30-16:45 MORPHOLOGY VS MOLECULAR DIAGNOSIS
S. Satyanarayana, India
- 16:45-17:00 Discussion

15:30-17:00

Hall 2 BOBARA

SLIDE SEMINAR - SLS2-Gynecological Cytology

Chairs: Christine Bergeron, France / Mina Desai, UK

- 15:30-15:48 C. Bergeron, France
- 15:48-16:06 M. Desai, UK
- 16:06-16:24 A. Repše Fokter, Slovenia
- 16:24-16:42 A. Barišić, Croatia
- 16:42-16:50 D. Jurič, Croatia
- 16:50-16:58 K. Šentija, Croatia
- 16:58-17:00 Discussion

15:30-17:00

Hall 3 ORLANDO

SYMPOSIUM - S8-Urinary Cytology

Chairs: Helene Wiener, Austria / Karmen Trutin Ostović, Croatia

- 15:30-15:45 VOIDED URINE CYTOLOGY IN THE FOLLOW UP OF BACILLUS CALMETTE-GUERIN TREATED BLADDER CANCER PATIENTS
H. Wiener, Austria
- 15:45-16:00 PITFALLS IN URINARY CYTOLOGY
S. Savic, Switzerland
- 16:00-16:15 THE IMPORTANCE AND POSSIBILITIES OF URINE CYTOLOGY IN HAEMATURIA
K. Trutin Ostović, Croatia
- 16:15-16:30 SIGNIFICANCE OF ATYPIA IN URINE CYTOLOGY
E. Wojcik, USA
- 16:30-16:45 UROVYSION ASSAY IN THE FOLLOW-UP OF PATIENTS WITH UROTHELIAL CARCINOMA
C. Di Loreto, Italy
- 16:45-17:00 Discussion

15:30-17:00

Hall 5 KONAVLE

WORKSHOP - WS7-Lung

Chairs: Wolfgang Pokieser, Austria / Silvana Smojver-Ježek, Croatia

15:30-17:00

Hall 5 ŠIPUN

WORKSHOP - WS9-Salivary Glands

Chairs: Jerzy Klijanienko, France / Duška Markov-Glavaš, Croatia

15:30-17:00

HALL 6 SALON

FP2-FREE PAPERS 2

Chairs: Giancarlo Tronccone, Italy / Laszlo Vass, Hungary

- 15:30-15:37 TELOMERASE IMP-3 AND HSCRIB IN A549 ALVEOLAR EPITHELIAL CANCER CELL LINE
M. Sučić, A. Somborac Bačura, T. Žanić Grubišić, N. Ljubić, L. Perković, D. Ivanović, D. Županić-Krmek / Croatia
- 15:37-15:44 EGFR AND KRAS MUTATIONS ON LUNG CANCER LIQUID-BASED CYTOLOGY
U. Malapelle, C. De Luca, M. Salatiello, C. Bellevicine, G. Tronccone / Italy
- 15:44-15:51 EXPRESSION OF THE HYPOXIA MARKER CARBONIC ANHYDRASE IX (CA IX) IN BRAIN CANCER CELLS
H. M. Said, C. Hagemann, M. Flentje, D. Vordermark / Germany
- 15:51-15:58 ASSESSMENT OF ALK GENE REARRANGEMENT BY FISH IN SMALL SAMPLES FROM PATIENTS WITH NSCLC
R. Gerhard, D. Leitão, R. Pinto, L. Cirnes, C. S. Moura, B. Parente, J. C. Machado, F. Schmitt / Portugal
- 15:58-16:05 NDRG1 GENE REGULATION IN BRAIN CANCER CELLS
H. M. Said, C. Hagemann, M. Flentje, D. Vordermark / Germany
- 16:12-16:19 MODIFIED HISTOGELTM METHOD FOR CYTOLOGY AND HISTOLOGY
C. Ribeiro, A. Caeiro, H. Lourenço, A. Lourenço, S. Loureiro dos Santos / Portugal
- 16:19-16:26 FINE NEEDLE ASPIRATION CYTOLOGY IN THE DIAGNOSIS OF TUBERCULOUS LYMPHADENITIS
M. Elhoweris, M. Haroon, A. Almobarak / Sudan
- 16:26-16:33 FINE NEEDLE CYTOLOGY OF LYMPH-NODES IN THE MANAGEMENT OF CUTANEOUS LYMPHOMA
E. Vigliar, I. Cozzolino, L. V. Sosa Fernandez, U. Malapelle, A. De Renzo, P. Zeppa / Italy



- 16:33-16:40 IMPLEMENTATION AND VALIDATION OF A SIMPLE CELLBLOCK
TECHNIQUE FOR RELIABLE ADDITIONAL TECHNIQUES ON
CYTOLOGICAL MATERIALS
J. M. M. Grefte, B. Nieuwenhuis, A. Liet, A. M. Jurrius / Netherlands
- 16:40-16:47 WORKFLOW OPTIMALISATION IN CYTOPATHOLOGY
P. Branders, M. Verwimp, E. Hauben, P. Leemans, L. Vangeel / Belgium
- 16:54-17:00 CENTRAL NEUROCYTOMA - CASE PRESENTATION
R. G. Wiseman Pinto, A. Bandekar, J. M. V. Devadoss / India
- 17:00-17:30 COFFEE BREAK / COMMERCIAL EXHIBITION

17:00-17:30 **Poster Area – 1st floor**

Poster Discussion Session 3

Chairs: Snježana Štemberger-Papić, Croatia / Claudia Lobo, Portugal

17:30-19:00 **Hall 1 RAGUSA**

PLENARY SESSION - PS2-Head & Neck

Chairs: Gabrijela Kocjan, UK / Ika Kardum-Skelin, Croatia

- 17:30-17:55 HEAD AND NECK MULTIDISCIPLINARY TEAM AT UCLH, LONDON
P. O'Flynn, UK
- 17:55-18:20 ULTRASOUND IMAGING OF THE HEAD AND NECK
T. Beale, UK
- 18:20-18:45 CHALLENGES IN THE CYTOPATHOLOGY OF THE HEAD AND NECK
G. Kocjan, UK
- 18:45-19:00 Discussion

20:30 **CONCERT, DUBROVNIK CATHEDRAL, DUBROVNIK**

21:30 **COCKTAIL WITH THE VIEW - REVELIN FORTRESS, DUBROVNIK**

Tuesday 2nd

37th European Congress of Cytology

Dubrovnik-Cavtat, Croatia

September 30th - October 3rd, 2012



Tuesday 2nd



TUESDAY, 2ND OCTOBER 2012

Tuesday 2nd

08:30-10:00

Hall 1 RAGUSA

SYMPOSIUM - S9 - Analytical Cytology-Flow Cytometry

Chairs: Drago Batinić, Croatia / Veronika Kloboves Prevodnik, Slovenia

08:30-08:35

INTRODUCTION

D. Batinić, Croatia

08:35-09:00

SIGNALING PATHWAYS MOLECULES AKT, ERK1/2 AND P38 IN ACUTE MYELOID LEUKEMIA

S. Perković, Croatia

09:00-09:25

CYTOLOGICAL DIAGNOSTICS OF LYMPHOMAS FROM POORLY CELLULAR VITREOUS SAMPLES

V. Kloboves Prevodnik, Slovenia

09:25-09:50

WHAT DO WE DO AFTER A NEGATIVE CYTOLOGY: ADVANCED FLOW CYTOMETRY APPLICATIONS IN PEDIATRIC HEMATO-ONCOLOGY

M. N. Dworzak, Austria

09:50-10:00

Discussion

08:30-10:00

Hall 2 BOBARA

SLIDE SEMINAR - SLS3-Lymph Node

Chairs: Pio Zeppa, Italy / Živa Pohar-Marinšek, Slovenia

08:30-08:50

Ž. Pohar-Marinšek, Slovenia

08:50-09:10

P. Zeppa, Italy

09:10-09:30

K. Trutin Ostović, Croatia

09:30-09:50

N. Džeko Škugor, Croatia

09:50-10:00

Discussion

08:30-10:00

Hall 3 ORLANDO

SYMPOSIUM - S10-Pulmonary Cytology

Chairs: Pinar Firat, Turkey / Silvana Smojver-Ježek, Croatia

08:30-08:47

MALIGNANT MESOTHELIOMA IN SMALL CYTOHISTOLOGICAL SAMPLES: DIAGNOSIS, PITFALLS AND RARE VARIANTS

C. W. M. Bedrossian, USA

08:47-09:04

FINE NEEDLE CYTOLOGY IN THE WORK-OUT OF LUNG NODULES

A. Fassina, Italy

09:04-09:21

ENDBRONCHIAL ULTRASOUND-GUIDED FNA: CYTOPATHOLOGY IN THE CONTEXT OF MULTIDISCIPLINARY COOPERATION

A. Herbert, UK



- 09:21-09:38 HOW TO CLASSIFY PULMONARY NEUROENDOCRINE TUMORS, DILEMMA BOTH ON CYTOLOGY AND HISTOLOGY
P. Firat, Turkey
- 09:38-09:52 INFLUENCE OF NEW ADENOCARCINOMA CLASSIFICATION ON ROUTINE EXFOLIATIVE BRONCHOSCOPIC CYTOLOGY
S. Smojver-Ježek, Croatia
- 09:52-10:00 Discussion

08:30-10:00 Hall 4 KONAVLE

WORKSHOP - WS10-Non-gynecological Cytology – LBC

Chairs: Peter Smith, UK / Thomas Giles, UK

08:30-10:00 Hall 5 ŠIPUN

WORKSHOP - WS11-Pediatric Cytology

Chairs: Helena Barroca, Portugal / Biljana Jelić Puškarić, Croatia

08:30-10:00 HALL 6 SALON

MEET THE EXPERT - ME3-Breast

Chair: Philippe Vielh, France

10:00-10:30 COFFEE BREAK / COMMERCIAL EXHIBITION

10:00-10:30 Poster Area – 1st floor

Poster Discussion Session 4

Chairs: Irena Seili-Bekafigo, Croatia / Akihiko Kawahara, Japan

10:30-12:00 Hall 1 RAGUSA

SATELITTE SYMPOSIUM - STS IV EFCS-IAC GYNE-Cytopathology of the Glandular Lesions of the Female Genital Tract

Chair: Matías Jiménez-Ayala, Spain

- 10:30-10:46 IMPACT OF TBS 2001 OF THE GLANDULAR LESIONS OF THE FEMALE GENITAL TRACT
R. Nayar, USA
- 10:46-11:02 ADENOCARCINOMA IN SITU (AIS)
V. Schneider, Germany
- 11:02-11:18 ATYPICAL GLANDULAR CELLS (AGC) FAVORING INTRAEPITHELIAL LESIONS (GLANDULAR DYSPLASIA)
A. Barišić, Croatia

- 11:18-11:34 METASTATIC GLANDULAR LESIONS
B. Jiménez-Ayala, Spain
- 11:34-11:50 ANCILLARY TECHNIQUES
F. Alameda, Spain
- 11:50-12:00 Discussion

10:30-12:00

Hall 2 BOBARA

TS 2-Thyroid Session 2

Chairs: Beatrix Cochand Priollet, France / Fernando Schmitt, Portugal

- B. Cochand Priollet, France
- F. Schmitt, Portugal
- N. Mateša, Croatia
- N. Paksoy, Turkey
- L. Vass, Hungary
- D. Poller, UK
- J. Dušková, Czech Republic
- G. Fadda, Italy
- P. Firat, Turkey
- P. Karakitsos, Greece
- G. Troncone, Italy
- A. Fassina, Italy
- C. Bourgain, Belgium
- M. Tötsch, Austria

10:30-12:00

Hall 3 ORLANDO

SYMPOSIUM - S11-Transplant Cytology

Chairs: Damir Nemet, Croatia / Spasenija Savic, Switzerland

- 10:30-10:45 MOBILIZATION AND CHARACTERISATION OF HEMATOPOIETIC STEM CELLS FOR TRANSPLANTATION
D. Nemet, Croatia
- 10:45-11:00 UTILITY OF FINE NEEDLE ASPIRATION BIOPSY OF HEPATOCELLULAR CARCINOMA IN PATIENTS WITH LIVER TRANSPLANTATION
A. Borovečki, Croatia
- 11:00-11:15 POSTTRANSPLANT LYMPHOPROLIFERATIVE DISORDER IN LIVER TRANSPLANTED PATIENTS – EXPERIENCE OF UNIVERSITY HOSPITAL MERKUR
T. Filipec-Kanižaj, Croatia

Tuesday 2nd



- 11:15-11:30 CYTOLOGY IN PATIENTS WITH HEMATOPOIETIC STEM CELL TRANSPLANTATION
M. Sučić, Croatia
- 11:30-11:45 NON-INVASIVE SCREENING FOR POLYOMAVIRUS NEPHROPATHY: DECOY CELLS IN URINE CYTOLOGY
S. Savic, Switzerland
- 11:45-12:00 Discussion

10:30-12:00

Hall 4 KONAVLE

WORKSHOP - WS12-Soft Tissue & Bone

Chair: Henryk Domanski, Sweden

10:30-12:00

Hall 5 ŠIPUN

WORKSHOP - WS13-Bone Marrow - Acute Leukemias

Chairs: Ljiljana Vrbanus, Croatia / Ika Kardum-Skelin, Croatia

10:30-12:00

HALL 6 SALON

FP3-FREE PAPERS 3

Chairs: Kari Syrjänen, Finland / Ulrich Schenck, Germany

- 10:30-10:37 BREAST BETHESDA: INDIAN SCENARIO: A RURAL BASED HOSPITAL STUDY
S. Satyanarayana, M. Mohapatra, V. S. Turlapati,
S. R. Nayak, P. Rao / India
- 10:37-10:44 HER-2 NEU EXPRESSION IN CELL BLOCK PREPARATION AMONG SUDANESE WOMEN WITH BREAST CARCINOMA
M. Elhoweris, D. Hussein, A. Almobarak / Sudan
- 10:44-10:51 QUALITY ASSURANCE OF FINE-NEEDLE ASPIRATION CYTOLOGY OF THE ORGANIZED MAMMOGRAPHY SCREENING
E. J. Kopár, T. Nagy, É. Konyár, E. Schneider, M. Bidlek, E. J. Szabó,
M. Gödény, M. Bak / Hungary
- 10:51-10:58 CYTOHISTOCORRELATION IN BREAST CARCINOMA WITH CRITICAL EVALUATION OF DISCORDANT CASES
N. Sood, P. Yadav / India
- 10:58-11:05 THE ROLE OF CYTOLOGY IN DETECTION OF EARLY BREAST CANCER – COST BENEFIT?
V. Ramljak, I. Bobuš Kelčec, M. Agai / Croatia
- 11:05-11:12 THINPREP® IN BRONCHIAL BRUSHINGS – BETTING ON QUALITY
C. Ribeiro, A. Caeiro, S. Loureiro dos Santos / Portugal
- 11:12-11:19 CYTODIAGNOSIS OF SUBCLINICAL PLEURAL EFFUSION FOUND AT THORACOTOMY IN SURGICALLY TREATED NSCLC PATIENTS
M. Shiba, K. Nagato, T. Iida, E. Kunitatsu / Japan

- 11:19-11:26 ACCURACY OF CYTOLOGY IN NON-SMALL CELL LUNG CANCER DIAGNOSIS
C. Lobo, D. Felizardo, A. L. Cunha, I. Costa, P. Monteiro / Portugal
- 11:26-11:33 POSITIVE PLEURAL EFFUSION IN LUNG CANCER. A DIAGNOSIS OF IMPORTANT PROGNOSTIC VALUE
S. Morales, R. Granados, E. Camarmo, T. Corrales / Spain
- 11:33-11:40 DETECTION OF HUMAN PAPILLOMAVIRUS (HPV) IN LUNG CANCER: SYSTEMATIC REVIEW AND META-ANALYSIS
K. Syrjänen / Finland
- 11:40-11:47 LUNG CARCINOMA CYTOLOGY COMPARED WITH LARGE AND SMALL BIOPSIES
M. Šokčević, I. Pavić, I. Maričević, J. Ostojić / Croatia
- 11:47-11:54 THE CYTOHISTOLOGY OF WELL DIFFERENTIATED PAPILLARY MESOTHELIOMA
C. W. M. Bedrossian, J. Jhee, A. M. Moss / USA
- 11:54-12:00 A GRADING SYSTEM FOR EMA IN CYTOPATHOLOGY, DISTINGUISHING REACTIVE FROM MALIGNANT MESOTHELIAL CELLS OR ADENOCARCINOMA
M. Carprireaux, S. Verschuere, M. Praet, L. Libbrecht / Belgium

12:00-13:00

Hall 1 RAGUSA

PLENARY SESSION - PS3-Controversies in Molecular Cytology

Chairs: Philippe Vielh, France / Spasenija Savic, Switzerland

12:00-12:10

INTRODUCTION

P. Vielh, France

12:10-13:00

CONTROVERSIES IN MOLECULAR CYTOPATHOLOGY

S. Savic, Switzerland

13:00 - 14:00

Lunch Break

13:00-13:30

Hall 1 RAGUSA

SATELLITE SYMPOSIUM 3 – HOLOGIC 2

13:00-13:15

CERVISTA®: ACCURACY BY DESIGN™

M. Olson, USA

13:15-13:30

EVALUATION OF CERVISTA® HPV HR TEST IN COMPARISON WITH DIGENE HC2 HIGH-RISK HPV DNA TEST IN A SCREENING POPULATION WITH WOMEN >30 YEARS USING THINPREP® PAP TEST

G. Boehmer



13:00 - 14:00 Salon 6

IAC COUNCIL MEETING

14:00-15:30 Hall 1 RAGUSA

SYMPOSIUM - S12-Analytical Cytology-Cytogenetics

Chairs: Ružica Lasan Trčić, Croatia / Nadja Kokalj Vokač, Slovenia

- 14:00-14:05 CYTOGENETIC CHARACTERIZATION OF LYMPHOMA
R. Lasan Trčić, Croatia
- 14:05-14:25 FREQUENCY AND CLINICAL IMPACT OF COMPLEX KARYOTYPES IN PATIENTS WITH MYELODYSPLASTIC SYNDROMES (MDS).
Z. Zemanova, Czech Republic
- 14:25-14:40 MLPA IN SCREENING OF SUBTELOMERIC REGIONS AND MICRODELETIONS IN CHILDREN WITH INTELLECTUAL DISABILITY DEVELOPMENTAL DELAY
L. Morožin Pohovski, Croatia
- 14:40-15:00 ARRAY CGH FIRST-TIER CLINICAL DIAGNOSTIC TEST IN ID/DD AND AUTISM
N. Kokalj Vokač, Slovenia
- 15:00-15:10 CHORIONIC VILLUS SAMPLING- A DIAGNOSTIC APPROACH
F. Stipoljev, Croatia
- 15:10-15:20 GENETIC COUNSELING AND PRENATAL DIAGNOSIS
V. Čulić, Croatia
- 15:20-15:30 Discussion

14:00-15:30 Hall 2 BOBARA

SYMPOSIUM - S13-Breast

Chairs: Torill Sauer, Norway / Pio Zeppa, Italy

- 14:00-14:15 DOES THE CYTOPATHOLOGICAL DIFFERENTIAL DIAGNOSIS BETWEEN PURE AND MIXED MUCINOUS TYPES OF BREAST CARCINOMA POSSIBLE?
P. Vielh, France
- 14:15-14:30 CYTOLOGIC FEATURES OF PLEOMORPHIC LOBULAR CARCINOMA IN SITU (PLCIS) OF THE BREAST
T. Sauer, Norway
- 14:30-14:45 FINE NEEDLE CYTOLOGY OF LYMPHOPROLIFERATIVE PROCESSES OF THE BREAST
P. Zeppa, Italy
- 14:45-15:00 THE ROLE OF US GUIDED FNAC IN PREOPERATIVE DETERMINATION AND STAGING OF AXILLARY LYMPH NODES IN BREAST CARCINOMA
V. Ramljak, Croatia

- 15:00-15:15 BREAST FNAC IN MAMMOGRAFIC SCREENING PROGRAM
OF TRIESTE, ITALY
F. Zanconati, Italy
- 15:15-15:30 Discussion

14:00-15:30 Hall 3 ORLANDO

SYMPOSIUM - S14-Veterinary Cytology

Chairs: Nina Poljičak-Milas, Croatia / Paula Grest, Switzerland

- 14:00-14:15 BLOOD CELL MORPHOLOGY IN ANIMAL SPECIES
N. Poljičak-Milas, Croatia
- 14:15-14:35 LYMPH NODE CYTOLOGY IN DOGS AND CATS
P. Grest, Switzerland
- 14:35-14:50 CYTOLOGY OF THE CUTANEOUS AND SUBCUTANEOUS LESIONS OF
THE DOG AND CAT
A. Beck, Croatia
- 14:50-15:05 MORPHOMETRIC ANALYSIS IN HEMATOLOGIC CYTOLOGY
M. Kardum, Croatia
- 15:05-15:15 EVALUATION OF OCULAR CYTOLOGY AND CULTURAL RESULTS IN
THE DIAGNOSIS OF KERATOCONJUNCTIVITIS IN GOAT FLOCKS.
L. Çakir, Turkey
- 15:15-15:30 Discussion

14:00-15:30 Hall 4 KONAVLE

WORKSHOP - WS14-Gynecological Cytology - Endometrium & Ovary

*Chairs: Christine Bergeron, France /
Petros Karakitsos, Greece / Niki Margari, Greece*

15:30-17:00 Hall 2 BOBARA

CC2-Cytologists & Clinicians 2 Symposium-Bone Marrow

Chairs: Boris Labar, Croatia / Mirna Sučić, Croatia

- 15:30-15:45 MULTIDISCIPLINARY DIAGNOSTIC APPROACH FOR AML ACCORDING
TO WHO CLASSIFICATION
B. Labar, Croatia
- 15:45-16:00 ACUTE LEUKEMIA (AL) CYTOMORPHOLOGY - BASIS FOR
MULTIDISCIPLINARY DIAGNOSTIC APPROACH
M. Sučić, Croatia
- 16:00-16:15 THE DIAGNOSTIC AND PROGNOSTIC SIGNIFICANCE OF CD45
ANTIGEN IN ACUTE LEUKEMIA
N. Gredelj Šimec, Croatia



- 16:15-16:30 THE ROLE OF CYTOLOGY IN THE DIAGNOSTICS OF MYELOPROLIFERATIVE DISEASES
A. Planinc-Peraica, Croatia
- 16:30-16:45 MICROENVIRONMENT IN MDS
N. Ljubić, Croatia
- 16:45-17:00 Discussion

15:30-17:00 Hall 2 BOBARA

SLIDE SEMINAR - SLS4-Pulmonary Cytology

Chairs: Momin T. Siddiqui, USA / Marijka Šokčević, Croatia

- 15:30-15:50 M. T. Siddiqui, USA
- 15:50-16:10 W. Pokieser, Austria
- 16:10-16:30 M. Šokčević, Croatia
- 16:30-16:50 B. Vrabec Branica, Croatia
- 16:50-17:00 Discussion

15:30-17:00 Hall 3 ORLANDO

SLIDE SEMINAR - SLS5-Bone Marrow PCN&LLN

Chairs: Veronika Kloboves Prevodnik, Slovenia / Sandra Kojić Katović, Croatia

- 15:30-16:00 V. Kloboves Prevodnik, Slovenia
- 16:00-16:30 S. Kojić Katović, Croatia
- 16:30-17:00 J. Antulov, Croatia

15:30-17:00 Hall 4 KONAVLE

WORKSHOP - WS15-Infectious Diseases

Chairs: Roque Gabriel Wiseman Pinto, India / Kusum Kapila, Kuwait

15:30 - 17:00 Salon 6

CYTOPATHOLOGY BOARD MEETING

- 17:00-17:30 COFFEE BREAK / COMMERCIAL EXHIBITION

17:00-17:30 Poster Area – 1st floor

Poster Discussion Session 5

Chairs: Ivana Miše, Croatia / Živka Eri, Serbia

17:30 - 19:00

Hall 1 RAGUSA

PLENARY SESSION - PS4-Training Program in Cytopathology

Chairs: Martin Tötsch, Austria / Binnur Önal, Turkey

- 17:30-17:45 RECOGNITION OF POSTGRADUATE TRAINING IN PATHOLOGY - UEMS SECTION / BOARD OF PATHOLOGY
M. Tötsch, Austria
- 17:45-18:00 THE QUATE APTITUDE TEST IN CERVICAL CYTOLOGY SCREENING - PAST, PRESENT AND FUTURE
P. Smith, UK
- 18:00-18:15 TRAINING IN CYTOPATHOLOGY: CURRENT SITUATION IN FRANCE AND PROJECTS
B. Cochand Priollet, France
- 18:15-18:30 MINIMUM REQUIREMENTS FOR PRACTISING CYTOTECHNOLOGY IN EUROPE
V. Anić, Croatia
- 18:30-18:45 TRAINING IN MOLECULAR CYTOPATHOLOGY
F. Schmitt, Portugal
- 18:45-19:00 Discussion

20:00

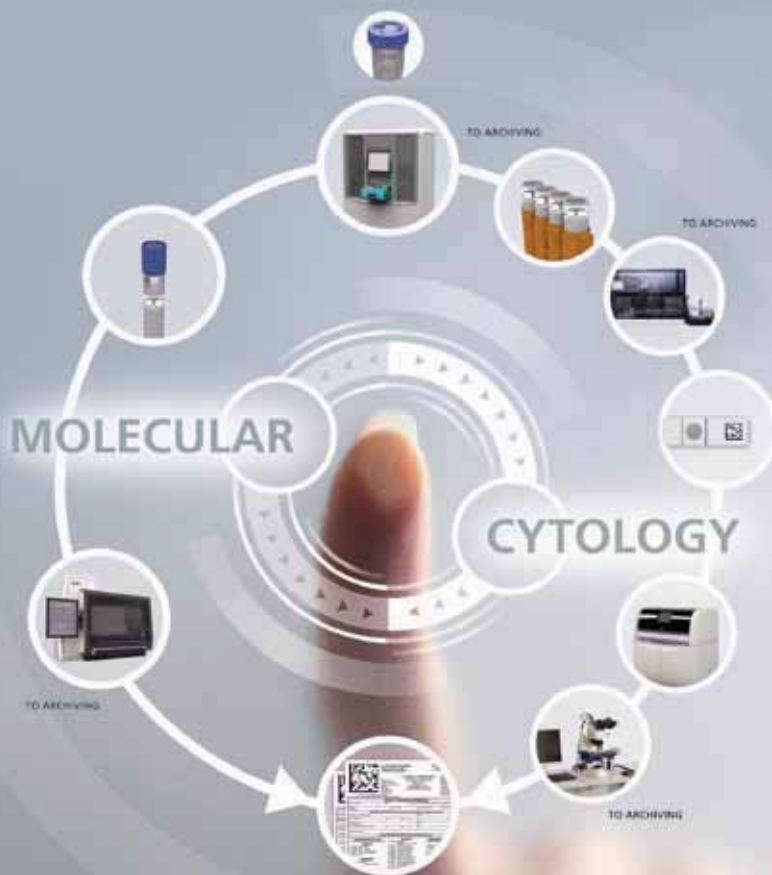
GALA DINNER

Tuesday 2nd



BD TOTALYS™

Fully integrated workflow linking molecular and cytology testing



You have the choice,
we have the solution.



Helping all people
live healthy lives



her future is our future

BD Diagnostics
Tullastrasse 8-12
69126 Heidelberg
Germany
Tel. (49) 6221 305 0
Fax. (49) 6221 305 604
www.bd.com/europe/ds/

37th European Congress of Cytology


Dubrovnik-Cavtat, Croatia

September 30th - October 3rd, 2012

Wednesday 3rd



Wednesday 3rd



WEDNESDAY, 3RD OCTOBER 2012

Wednesday 3rd

08:30-10:00

Hall 1 RAGUSA

SYMPOSIUM - S15-Analytical Cytology-Image Analysis

Chairs: Reinhard Bollmann, Germany / Karmela Šentija, Croatia

- 08:30-08:45 WHAT ARE THE OPTIMAL IMAGING CONDITIONS IN MICROSCOPIC IMAGING FOR MORPHOMETRIC APPLICATIONS IN PATHOLOGY AND CYTOLOGY?
S. Džubur, Croatia
- 08:45-09:00 DNA-IMAGE CYTOMETRY OF THYROID FINE-NEEDLE ASPIRATION
R. Bollmann, Germany
- 09:00-09:15 CYTOGENETIC AND MORPHOMETRIC ANALYSIS OF PLACENTAL CELLS IN PRENATAL DIAGNOSTIC
K. Šentija, Croatia
- 09:15-09:30 MORPHOMETRIC OPTIONS IN BRONCHOALVEOLAR LAVAGE CYTOLOGY
S. Smojver-Ježek, Croatia
- 09:30-09:45 PAROTID GLAND TUMORS: CORRELATION BETWEEN ROUTINE CYTOLOGY AND CYTOMORPHOMETRY BY DIGITAL IMAGE ANALYSIS
D. Obad-Kovačević, Croatia
- 09:45-10.00 Discussion

08:30-10:00

Hall 2 BOBARA

CC3-Cytologists & Clinicians 3 Symposium-Lymph Node

Chairs: Slobodanka Ostojić Kolonić, Croatia/Igor Aurer, Croatia

- 08:30-08:45 CYTOLOGY IN LYMPHOMA DIAGNOSTICS AND STAGING - CROATIAN CONSENSUS
I. Aurer, Croatia
- 08:45-09:00 THE PREDICTIVE SIGNIFICANCE OF CD20 EXPRESSION IN B-CELL LYMPHOMAS
V. Kloboves Prevodnik, Slovenia
- 09:00-09:15 FINE-NEEDLE ASPIRATION CYTOLOGY OF HODGKIN'S LYMPHOMA AND ANAPLASTIC LARGE CELL LYMPHOMA: A CYTOHISTOLOGIC CORRELATION STUDY
S. Ostojić Kolonić, Croatia
- 09:15-09:30 UTILITY OF FLOW CYTOMETRY IN FNA CYTOLOGIC DIAGNOSIS AND SUBCLASSIFICATION OF PRIMARY AND RECURRENT LYMPHOMA
Z. Šiftar, Croatia



- 09:30-09:45 DETECTION OF CLONAL T-CELL RECEPTOR (TCR) GENE RECOMBINATIONS IN SUSPECT LYMPHOPROLIFERATIONS
M. M. Kardum Paro, Croatia
- 09:45-10:00 Discussion

08:30-10:00 Hall 3 ORLANDO

SLIDE SEMINAR - SLS6-Breast

Chairs: Fernando Schmitt, Portugal / Gordana Kaić, Croatia

- 08:30-08:48 F. Schmitt, Portugal
- 08:48-09:06 R. Gerhard, Portugal
- 09:06-09:24 G. Kaić, Croatia
- 09:24-09:42 Ö. İ. Çelik, Turkey
- 09:42-10:00 H. Margari, Greece

08:30-10:00 Hall 4 KONAVLE

WORKSHOP - WS16-Gynecological Cytology - Glandular Lesions

Chairs: Matías Jiménez-Ayala, Spain /

Beatriz Jiménez-Ayala, Spain /

Ana Ovanin-Rakić, Croatia / Ana Barišić, Croatia

08:30-10:00 Hall 5 ŠIPUN

WORKSHOP - WS17-Urine Cytology

Chairs: Karmen Trutin Ostović, Croatia / Helene Wiener, Austria

08:30-10:00 HALL 6 SALON

FP4-FREE PAPERS 4

Chairs: Binnur Önal, Turkey / Neven Mateša, Croatia

- 08:30-08:37 THE UTILITY OF CELL BLOCK PREPARATION IN THE DIAGNOSIS OF MYCETOMA
A. Almobarak, M. Elhoweris, K. Elsaid, A. Fahal / Sudan
- 08:37-08:44 COMPARATIVE ANALYSIS OF CAUSES OF DEATH WITH AND WITHOUT ART IN AIDS NEEDLE NECROPSY STUDY
S. Satyanarayana, A. T. Kalghatgi / India
- 08:51-08:58 EUS-FNA OF THE PANCREAS INSTITUTIONAL EXPERIENCE AND THE SPECTRUM OF DIAGNOSTIC FINDINGS
B. Bode, S. Schmid, M. Rössle, P. Bode / Switzerland

- 08:58-09:05 PITFALL IN EUS-FNA PANCREATIC CYTOLOGY FOAMY GLAND PATTERN OF PANCREATIC DUCTAL ADENOCARCINOMA
C. Bellevicine, U. Malapelle, A. Iaccarino, P. Schettino, V. Napolitano, G. Troncone / Italy
- 09:05-09:12 APPROACH TO SALIVARY FINE NEEDLE ASPIRATION AND INTERPRETATION. OUR EXPERIENCE
Y. Daneshbod, S. Negahban, B. Khademi, R. Sadughifar, A. Oryan, M. Khanlari, M. Maghbul / Iran
- 09:12-09:19 TERMINOLOGY: TRANSLATION OF GYNAECOLOGICAL CYTOLOGY REPORTS BETWEEN DIFFERENT REPORT SCHEMES
U. Schenck, B. Leiter / Germany
- 09:19-09:26 IMMUNOCYTOCHEMISTRY AND BRAF-1 MUTATION ANALYSIS IDENTIFY HIGH-RISK FOLLICULAR NEOPLASMS ON LIQUID-BASED CYTOLOGY
E. D. Rossi, M. Martini, P. Straccia, S. Capodimonti, C. P. Lombardi, A. Pontecorvi, L. M. Larocca, G. Fadda / Italy
- 09:26-09:33 CLINICAL APPLICATION OF LIQUID BASED CYTOLOGY (LBC) FOR DIAGNOSIS AND GENETIC TEST OF THYROID LESIONS
N. Motoi, Y. Arai, N. Suzuki, K. Nomura, N. Furuta, H. Kanda, Y. Sato, K. Yamada, K. Toda, I. Sugitani / Japan
- 09:33-09:40 HMGA2 EXPRESSION IN NON-NEOPLASTIC THYROID LESIONS AND THYROID PAPILLARY CARCINOMA BY QUANTITATIVE REAL-TIME RT-PCR
N. Mateša, I. Šamija, J. Lukač, Z. Kusić / Croatia
- 09:40-09:47 CORE NEEDLE BIOPSY AS AN ALTERNATIVE TOOL IN NON-DIAGNOSTIC AND NON-DEFINITIVE FNA OF THYROID NODULE
I. Kholová, T. Hakala, J. Sand, P. Kellokumpu-Lehtinen, P. Kujala / Finland
- 09:47-09:54 "LARGE CELL" NEUROBLASTOMA. CYTOLOGICAL DIAGNOSIS AND REVIEW OF LITERATURE
J. Pardal, H. Barroca / Portugal
- 09:54-10:00 LAMININ EXPRESSION IN MYELOID NEOPLASMS – MDS AND MDS/MPD
N. Ljubić, M. Sučić, R. Kušec, M. Dominis, I. Kardum-Skelin / Croatia
- 10:00-10:30 COFFEE BREAK / COMMERCIAL EXHIBITION

10:00-10:30

Poster Area – 1st floor

Poster Discussion Session 6

Chairs: Helene Koutselini, Greece /

Ana Beck, Božica Vrabec Branica, Croatia



10:30-12:00 **Hall 1 RAGUSA**

SYMPOSIUM - S16-Gynaecological Cytology – Endometrium & Ovary

Chairs: Matías Jiménez-Ayala, Spain / Vesna Mahovlić, Croatia

- 10:30-10:45 CURRENT STATUS AND FUTURE OF PREVENTION AND EARLY DIAGNOSIS OF ENDOMETRIAL ADENOCARCINOMA
M. Jiménez-Ayala, Spain
- 10:45-11:00 MORPHOMETRIC AND KINETIC PARAMETERS (AgNOR, DNA CYTOMETRY) IN CYTODIAGNOSTICS OF ENDOMETRIUM
V. Mahovlić, Croatia
- 11:00-11:15 DETECTION OF MOLECULAR ALTERATIONS IN ENDOMETRIAL CYTOLOGY
A. Di Lorito, Italy
- 11:15-11:30 THE USEFULNESS OF CYTOLOGY IN DIAGNOSIS OF OVARIAN LESIONS
M. Santamaria, Spain
- 11:30-11:45 NEW TECHNIQUES FOR THE DIAGNOSIS OF ENDOMETRIAL AND OVARIAN PATHOLOGY
O. Aedo, Spain
- 11:45-12:00 Discussion

10:30-12:00 **Hall 2 BOBARA**

SYMPOSIUM - S17-Quality Assurance & Automation

Chairs: Arrigo Bondi, Italy / Živa Pohar-Marinšek, Slovenia

- 10:30-10:45 QUALITY ASSURANCE & AUTOMATION
A. Bondi, Italy
- 10:45-11:00 HAS THE ALPHABET CHANGED? REVISED QUALITY ASSURANCE GUIDANCE FOR THE NHSCSP
J. H. F. Smith, UK
- 11:00-11:15 THE ROLE OF EXTERNAL QUALITY ASSESSMENT IN ACCREDITATION OF MEDICAL LABORATORIES IN CROATIA
Z. Flegar-Meštrić, Croatia
- 11:15-11:30 STUDY OF IMMUNOCYTOCHEMICAL DETERMINATION OF ESTROGEN AND PROGESTERONE RECEPTORS ON CYTOLOGICAL SPECIMENS OF BREAST CARCINOMA
Ž. Pohar-Marinšek, Slovenia
- 11:30-11:45 INTERNATIONAL CERTIFICATION FOR LABORATORY PROFESSIONALS AND THE NEW INTERNATIONAL TECHNOLOGIST IN GYNECOLOGIC CYTOLOGY EXAMINATION
D. Chhieng, USA
- 11:45-12:00 Discussion

10:30-12:00

Hall 3 ORLANDO

SYMPOSIUM - S18-Ancillary Technology in Routine Practice

Chairs: Helena Barroca, Portugal / Ana Planinc-Peraica, Croatia

10:30-10:45

ICC AND ISH ANALYSIS OF ROUTINE MARKERS IN BREAST
CARCINOMAS AND THEIR RECURRENCES AND METASTASES
T. Sauer, Norway

10:45-11:00

FINE NEEDLE ASPIRATION CYTOLOGY OF MALIGNANT LYMPHOMAS
– FROM DIAGNOSIS TO CLASSIFICATION AND PROGNOSIS
I. Kardum-Skelin, Croatia

11:00-11:15

FNAC AND GENETICS, TOGETHER IN DIAGNOSIS, PROGNOSIS AND
TARGETING THERAPEUTICS OF SOLID PAEDIATRIC TUMOURS
H. Barroca, Portugal

11:15-11:30

CANCER IMMUNOLOGY AS A NEW ASPECT OF CYTOLOGY DIAGNOSIS
G. Kaić, Croatia

11:30-11:45

CYTOKERATIN 20 IMMUNOCYTOLOGY IN TRANSITIONAL ATYPICAL
CELLS: CYTO-HISTOLOGIC CORRELATIONS
A. Bondi, Italy

11:45-12:00

Discussion

10:30-12:00

Hall 4 KONAVLE

WORKSHOP - WS18-Lymph Node

Chairs: Gabrijela Kocjan, UK / Pio Zeppa, Italy

10:30-12:00

Hall 5 ŠIPUN

WORKSHOP - WS19-CNS/CSF

Chairs: Sridhara Satyanarayana, India / Arvind Rajwanshi, India

10:30 - 12:00

Salon 6

DIAGNOSTIC CYTOPATHOLOGY EDITORIAL BOARD MEETING

12:00-13:30

Hall 1 RAGUSA

SYMPOSIUM - S19-Intraoperative & Interventional Cytology

Chairs: Helena Oliveira, Portugal / Savitri Krishnamurthy, USA

12:00-12:15

INTRAOPERATIVE CYTOLOGY IN LUNG AND MEDIASTINUM
S. Smojver-Ježek, Croatia

12:15-12:30

ROLE OF CYTOLOGY AS AN AID TO INTERVENTIONAL
IMAGE-GUIDED BIOPSY PROCEDURES
S. Krishnamurthy, USA



- 12:30-12:45 THE ROLE OF INTRAOPERATIVE CYTOLOGY DURING ABDOMINAL SURGERY
V. Ramljak, Croatia
- 12:45-13:00 WHAT CAN CYTOPATHOLOGISTS DO AT THE OPERATING ROOM - BASED IN ONE INSTITUTIONAL EXPERIENCE
H. M. Oliveira, Portugal
- 13:00-13:15 THE ROLE OF INTRAOPERATIVE TOUCH SMEARS CYTOLOGY IN THE NIPPLE SPARING MASTECTOMY
K. Trutin Ostović, Croatia
- 13:15-13:30 Discussion

12:00-13:30

Hall 2 BOBARA

CC4-Cytologists & Clinicians 4 Symposium-Plasma Cell Neoplasms & Leukemic Lymphoproliferative Neoplasms

Chairs: Branimir Jakšić, Croatia / Nives Jonjić, Croatia

- 12:00-12:15 CYTOPATHOLOGY VS HISTOPATHOLOGY FROM THE CLINICAL POINT OF VIEW
B. Jakšić, Croatia
- 12:15-12:30 PLASMA CELL INFILTRATES AND MICROENVIRONMENT IN MULTIPLE MYELOMA
N. Jonjić, Croatia
- 12:30-12:45 MORPHOMETRY AND PROLIFERATION PARAMETERS AS PROGNOSTIC INDICATORS IN PATIENTS WITH PLASMA CELL NEOPLASMS
D. Radić-Krišto, Croatia
- 12:45-13:00 MOLECULAR ANALYSIS OF B-CELL CLONALITY IN MALIGNANT LYMPHOID LESIONS
B. Grahovac, Croatia
- 13:00-13:15 MICROENVIRONMENT AND INTER-AND INTRACLONAL DIVERSITY IN B-CELL CHRONIC LYMPHOCYTIC LEUKEMIA (B-CLL)
O. Jakšić, Croatia
- 13:15-13:30 Discussion

12:00-13:30

Hall 3 ORLANDO

RS-RESIDENT'S SESSION

Chairs: Philippe Vielh, France / Gabrijela Kocjan, UK

- 12:00-12:15 ATYPICAL BLAST MORPHOLOGY OF PRIMARY PLASMA CELL LEUKEMIA WITH RENAL INVOLVEMENT AND PLASMA BLASTS IN URINE
A. Pavlovic, Croatia

- 12:15-12:30 ANAPLASTIC LARGE CELL LYMPHOMA ALK POSITIVE CLINICAL MIMICKING SOFT TISSUE SARCOMA
M. Vanek, Croatia
- 12:30-12:45 KIKUCHI-FUJIMOTO DISEASE: EARLY DIAGNOSIS WITH FNA
Lj. Podrug, Croatia
- 12:45-13:00 CYTOPATHOLOGICAL DIAGNOSIS OF THE CANINE HEPATOID GLAND TUMORS
N. Yumusak, Turkey
- 13:00-13:15 FINE-NEEDLE ASPIRATION CYTOLOGY OF SALIVARY GLAND LESIONS SPARES UNNECESSARY SURGERY
K. Fletcher, UK
- 13:15-13:30 Discussion

12:00-13:30

Hall 5 ŠIPUN

SLIDE SEMINAR - SLS7-CNS/CSF

Chairs: Sridhara Satyanarayana, India / Arvind Rajwanshi, India

- 12:00-12:18 A. Rajwanshi, India
- 12:18-12:36 R. G. Wiseman Pinto, India
- 12:36-12:54 R. Kottu, India
- 12:54-13:12 M. Harke, India
- 13:12-13:30 N. Sood, India

12:00-13:30

HALL 6 SALON

FP5-FREE PAPERS 5

Chairs: Vesna Mahovlić, Croatia / Jitka Kobilková, Czech Republic

- 12:00-12:08 CORRELATION BETWEEN HPV HR AND CYTO-HISTOLOGICAL RESULTS
M. Santamaria, C. Beorlegui, I. Rodriguez / Spain
- 12:08-12:16 PROBLEMS OF DIAGNOSIS HPV-ASSOCIATED CERVICAL LESIONS IN SAINT PETERSBURG
I. Kostyuchek, E. Durasova, S. Vorobiev, E. Shipitsyna, E. Zolotoverkhaya, A. Savicheva / Russian Federation
- 12:16-12:24 ESTIMATING THE IMPACT OF IMPLEMENTING UK NHSCSP HPV TESTING ROLLOUT ON LOCAL COLPOSCOPY REFERRAL RATES.
L. Williams, M. Linham, S. Knowles / UK



- 12:24-12:32 HUMAN PAPILOMAVIRUS GENOTYPES AND HPV-L1 CAPSID PROTEIN IN PROGNOSIS OF MILD AND MODERATE CERVICAL DYSPLASIA
S. Štemberger-Papić, D. Vrdoljak-Mozetič, D. Verša Ostojić, S. Eminović, R. Rešetar, T. Markanjević / Croatia
- 12:32-12:40 ANALYSIS OF THE PROGNOSTIC MARKER HPV-L1 CAPSID PROTEIN ON VULVAR INTRAEPITHELIAL NEOPLASIA: A PILOT STUDY
H. Begović, J. Stani, E. Joura / Germany
- 12:40-12:48 P16 AS A TRIAGE MARKER FOR CYTOLOGY-NEGATIVE AND HPV-POSITIVE WOMEN
H. Ikenberg / Germany, M. Sideri / Italy, C. Bergeron, M. von Knebel Doeberitz, H. Griesser / France, J. Bogers / Belgium, H. Neumann, D. Schmidt / Germany, R. Ridder for the PALMS study group / France
- 12:48-12:56 ROUTINE USE OF THE THINPREP-IMAGING-SYSTEM IN A GERMAN HIGH-VOLUME LABORATORY IMPROVES SCREENING QUALITY AND PRODUCTIVITY
H. Ikenberg, A. Xhaja, M. Faber, B. Pittel, C. Börsch / Germany
- 12:56-13:04 LIQUID CYTOLOGY AND PCR FOR HIGHLY ONCOGENIC HPV TYPE FOR DIAGNOSTICS OF UTERINE CERVIX PRECANCER
E. Kogan, N. Faizullina, T. Demura, A. Kozachenko / Russian Federation
- 13:04-13:12 INCREASED CERVICAL DISEASE DETECTION USING SUREPATH PLUS WHICH COMBINES BIOMARKER ICC WITHIN A LBC PAP
C. Whitehead, K. Judge, D. Rosenthal, B. Stephenson, A. Taylor, D. Malinowski / USA
- 13:12-13:20 UTERINE CERVICAL LESIONS AFTER HPV VACCINATION AND THEIR EVALUATION: A PILOT STUDY
J. Kobilková, J. E. Jirásek, M. Draždáková, M. Janoušek, M. Strunová, V. Hejda / Czech Republic
- 13:20-13:30 Discussion

13:30-14:30

Hall 1 RAGUSA

PLENARY SESSION - PS5 -Metastatic Cancer: Mechanisms and Opportunities for Treatment

Chairs: Fernando Schmitt, Portugal / Ika Kardum-Skelin, Croatia

14:30-16:00

AWARDS AND CLOSING CEREMONY

17:00

FAREWELL SUNSET PARTY

Villa Peninsula, Kamen Mali, Cavtat




37th European Congress of Cytology

Dubrovnik-Cavtat, Croatia

September 30th - October 3rd, 2012



Poster List



POSTER SESSION 1 - SUNDAY 30TH SEPTEMBER 2012

- P-200** FOUR FAMILIES WITH DIFFERENT TRIPLOIDY IN CONSECUTIVE PREGNANCIES
I. Gunjača, T. Kaštelan, D. Roje, I. Pavlinić, V. Čulić / **Croatia**
- P-201** ACUTE MYELOID LEUKEMIA WITH T(6:9)(P23:Q34): CASE REPORT
R. Lasan Trčić, I. Kardum-Skelin, Z. Šiftar, K. Šentija / **Croatia**
- P-202** KARYOTYPE OF PARTICIPANTS AND PATHOHISTOLOGICAL CHANGES OF THE PLACENTA AFTER RECURRENT ABORTIONS
G. Mijaljica, S. Zekić Tomaš, V. Čulić, I. Kuzmić Prusac / **Croatia**
- P-203** DE NOVO CHROMOSOME BREAKAGE
I. Gunjača, T. Kaštelan, B. Lozić, V. Čulić / **Croatia**
- P-204** THE IGH FISH DNA PROBE IN THE DETECTION OF EFFUSIONS INVOLVEMENT BY B-CELL LYMPHOPROLIFERATIVE PROCESSES
L. V. Sosa Fernandez, I. Cozzolino, E. Vigliar, A. Iaccarino, C. Frangella, M. Russo, F. Plaitano, P. Zeppa / **Italy**
- P-205** DIAGNOSTIC CHALLENGE OF EXTRANODAL LYMPHOMA SOLVED BY COMBINATION OF FINE-NEEDLE ASPIRATION CYTOLOGY AND FLOW CYTOMETRY
Z. Miletić, **K. Trutin Ostović**, G. Kaić, T. Štoos-Veić, N. Novak, M. Škoro / **Croatia**
- P-206** CONTRIBUTION OF IMMUNOCYTOCHEMISTRY IN THE DIAGNOSIS OF MALIGNANCY STRATEGY OF THERAPEUTIC MANAGEMENT AND TARGET THERAPY.
C. Nikolaidou, D. Tsarouchas, K. Gianna, R. Valeri, K. Boglou, D. Sioutopoulou, P. Touplikioti, C. Destouni / **Greece**
- P-207** MORPHOMETRY IN PREOPERATIVE DIAGNOSIS OF PATHOLOGICALLY ALTERED PARATHYROID GLANDS
LJ. Fuštar-Preradović, D. Danic, I. Kardum-Skelin / **Croatia**
- P-208** EFFECTIVENESS OF THINPREP IMAGING SYSTEM IN THE DETECTION OF ABNORMAL CERVICOVAGINAL CYTOLOGY
S. Y. Ha, Y. K. Lee, **K. M. Kim**, Y. L. Oh / **South Korea**
- P-209** POTENTIAL IDENTIFICATION OF PAPILLARY THYROID CARCINOMAS WITH BRAF V600E MUTATIONS BY IMAGE ANALYSIS
C. Meristoudis, A. Pouliakis, E. Mastorakis, A. Spathis, N. Margari, D. Aninos, M. Stamataki, E. Asimis, I. Panayiotides, **P. Karakitsos** / **Greece**
- P-210** P16 PLUS KI67 DUAL STAINING ON REPROCESSED PAPANICOLAOU SMEARS
D. Bazdaric, A. M. Kranjac, D. Vrdoljak-Mozetič / **Croatia**
- P-211** CYTOLOGIC AND IMMUNOCYTOCHEMICAL FEATURES OF MERKEL CARCINOMA ON FNC SAMPLES: A STUDY OF 14 CASES.
F. Fulciniti, A. Anniciello, R. Franco, A. Galzerano, A. Cipolletta Campanile, B. Grilli, A. Sodano / **Italy**



- P-212** COMPARISON OF THREE DIFFERENT SAMPLE PREPARATION METHODS FOR IMMUNOCYTOCHEMISTRY
S. Gabrič, I. Kern, D. Kaštelan, N. Hajdinjak, T. Urbanc / **Slovenia**
- P-213** IDENTIFICATION OF NON-SMALL-CELL LUNG CANCER WITH ACTIVATING EGFR MUTATIONS IN MALIGNANT EFFUSION AND CEREBROSPINAL FLUID
A. Kawahara / **Japan**
- P-214** WIDE SPREADING METASTATIC MALIGNANT MELANOMA DIAGNOSED BY FNA: A CASE REPORT.
V. Kravtsov, S. Olsfanger, M. Neeman Azulay, L. Elbaum, D. Kidron / **Israel**
- P-215** IMMUNOCYTOCHEMICAL EXPRESSION OF MUC-1 IN MALIGNANT EFFUSIONS
P. Peristeropoulou, P. Zili, F. Christodouli, V. Kouli / **Greece**
- P-216** P16/Ki-67 DUAL-STAINED CYTOLOGY TESTING MAY PREDICT POST PARTUM OUTCOME IN PATIENTS WITH ABNORMAL PAP CYTOLOGY DURING PREGNANCY
O. Reich, R. Ridder / **Germany**
- P-217** IMMUNOCYTOCHEMISTRY FOR MAY-GRÜNWARDL GIEMSA STAINED LYMPH NODE SMEARS
V. Šoljić / **Bosnia and Herzegovina** / R. Beljan, J. Todorović / **Croatia**
- P-218** METHYLIGHT ANALYSIS OF RAR-B PROMOTER IN CERVICAL LESIONS
E. Aga, A. Spathis, C. Meristoudis, C. Chrelias, I. Panayiotides,
P. Karakitsos / **Greece**
- P-219** EGFR MUTATION TESTING IN CYTOLOGICAL SPECIMENS
N. Hajdinjak, M. Rot, I. Kern / **Slovenia**
- P-220** COMPARISON OF COBAS PCR AND HC2 HPV TESTING IN A GERMAN ROUTINE LABORATORY
H. Ikenberg, T. Iftner, C. Börsch, B. Pittel, A. Xhaja, F. Britz / **Germany**
- P-221** EXON 19 AND 21 DELETIONS/MUTATIONS OF EGFR GENE IN CROATIAN PATIENTS WITH LUNG CARCINOMAS
B. Mohar, S. Smojver-Ježek, C. Štemberger, M. Kurpis, M. Samaržija, B. Grahovac / **Croatia**
- P-222** DETECTION OF DDIT3 GENE REARRANGEMENT BY DUAL-COLOR CISH ON LBC SAMPLES OF MYXOID LIPOSARCOMA
T. Motoi, I. Kato, H. Asami, S. Kirimura, N. Motoi, S. Horiguchi, T. Goto, T. Hishima / **Japan**
- P-223** TRANSGELIN: AN ACTIN-BINDING PROTEIN IDENTIFIED IN THE SEMINAL VESICLES FROM SAND RAT PSAMMOMYS OBESUS
K. Naima, B. Abdelkrim, G. Thérèse / **France**
- P-224** ADEQUACY OF ROUTINE CYTOLOGICAL BRONCHOSCOPIC SPECIMENS FOR EGFR MUTATION ANALYSIS
S. Smojver-Ježek, B. Grahovac, B. Vrabec Branica, Z. Juroš, M. Jakopović, N. Chalfe, B. Čučević, S. Pleština, M. Samaržija / **Croatia**

- P-225** PROGNOSTIC SIGNIFICANCE OF COX-2 AND EZH-2 EXPRESSION EVALUATED BY QUANTITATIVE IMMUNOCYTOCHEMICAL ANALYSIS IN BREAST CANCER
A. M. Athanassiadou, A. Tsipis, G. Chelidonis, S. Dimopoulos, M. Gonidi, P. Athanassiadou, P. Nikolopoulou-Stamati / **Greece**
- P-226** METASTATIC BREAST CARCINOMA DIAGNOSED BY FNAB OF THE INGUINAL LYMPH NODE
U. Bayol, S. Cumurcu, E. Pala / **Turkey**
- P-227** MUCIN PRODUCING SOLID PAPILLARY CARCINOMA OF THE BREAST: CYTOLOGICALLY DIAGNOSED TWO CASES
U. Bayol, E. Pala, O. Akman / **Turkey**
- P-228** FNA OF BREAST LEIOMYOMA: REPORT OF A RARE CASE
I. Bobuš Kelčec, V. Ramljak, M. Agai, B. Šarčević / **Croatia**
- P-229** DIABETIC FIBROUS MASTOPATHY (DFM): A CASE REPORT. FINE-NEEDLE ASPIRATION CYTOLOGY (FNAC), CLINICAL AND IMAGING FINDINGS.
M. Kalfa, E. Klapsinou, E. Karyda, D. Savvidou, I. Fanariotis, S. Markidou / **Greece**
- P-230** CYTOLOGICAL GRADING CORRELATION ON ASPIRATES OF BREAST CARCINOMA WITH PROGNOSTIC FACTORS AND TISSUE GRADING
K. Kapila, S. George, I. Francis, J. Anim, A. Behbehani, F. Al-Mulla / **Kuwait**
- P-231** DIAGNOSTIC IMPROVEMENT OF SLN METASTASIS DETECTION BY COMBINATION OF TOUCH IMPRINT CYTOLOGY AND FROZEN SECTION
S. Khademolhosseini, R. Sedghi, M. Hosseinzadeh / **Iran**
- P-233** COMPUTER-AIDED DIAGNOSIS FOR CLASSIFYING INDETERMINATE CATEGORIES IN FINE NEEDLE ASPIRATION CYTOLOGY OF THE BREAST
B. Lončar, M. Zekić-Sušac, M. Pajtler / **Croatia**
- P-234** ADENOMYOEPITHELIOMA OF THE BREAST
B. Lončar, K. Marjanović, M. Markasović, M. Perić, B. Pauzar, V. Miličić, N. Stević, B. Staklenac / **Croatia**





YOU'VE ONLY JUST ARRIVED & ALREADY WE'RE THINKING OF YOUR NEXT TRIP

We'd like to thank you for choosing the Star Alliance network for your journey to the 37th European Congress of Cytology and hope that all goes really well for you here today.

Whilst you concentrate on the day's events, we hope you'll consider us the next time you need to attend a conference.

With over 21,555 flights a day to 1,356 airports across 193 countries, our 27 member airlines will extend a wide choice of flights to any future conference you're planning to attend. And no matter which of those airlines' frequent flyer programmes you belong to, you can earn and redeem miles across all of them.

So the next time you want to concentrate all your energies on your conference, we hope you'll decide to leave the travel arrangements to us.

-
-
-
-
-
-
-
-
-
-
-
-
-
-
-
-
-
-
-
-
-
-
-
-
-
-
-



POSTER SESSION 2 - MONDAY, 1ST OCTOBER 2012

- P-235** THE SIGNIFICANCE OF ULTRASOUND- GUIDED FNAC IN NON-PALPABLE BREAST LUMPS.
N. Margari, L. Palis, S. Boutou, K. Kampitsis, M. Gavriil, A. Stylianidou, C. Margari / **Greece**
- P-236** WHY CYTOLOGICAL ANALYSIS OF THE NIPPLE DISCHARGE IS IMPORTANT?
T. Mičić, B. Mišmaš, A. Krupec, M. Martinović, **K. Trutin Ostović** / **Croatia**
- P-237** METASTASIS OF LOBULAR CARCINOMA OF BREAST - PITFALLS AND DIFFERENTIAL DIAGNOSIS
V. Miličić, I. Prvulović, M. Perić, B. Lončar, M. Mrčela, M. Pajtler / **Croatia**
- P-238** CYTOLOGIC DIAGNOSIS OF THE PRIMARY ANGIOSARCOMA OF THE BREAST: REPORT OF A CASE
I. Miše, I. Maričević, E. Žokvić, S. Ćurić-Jurić, H. Čupić / **Croatia**
- P-239** HISTOPATHOLOGIC AND FNA DIAGNOSIS CORRELATION OF BREAST LESIONS. THE SUSPICIOUS CATEGORIES: A 10-YEAR REVIEW
C. Psachoulia, P. Zili, E. Mpota, M. Mavraeidis, H. Kourea, M. Kardari, C. Skopa / **Greece**
- P-240** CARCINOSARCOMA OF THE BREAST-CASE REPORT
V. Ramljak, S. Šitić, I. Bobuš Kelčec, M. Agai / **Croatia**
- P-241** MATRIX PRODUCING METAPLASTIC CARCINOMA OF THE BREAST: DIAGNOSTIC PROFITABILITY OF FINE NEEDLE ASPIRATION AND CORE BIOPSY
N. Villena, M. Terricabras, M. T. Soler, I. Català, F. Climent, A. Petit, M. C. García, A. Gumà, E. Condom / **Spain**
- P-242** C3 AND C4 CYTOLOGY CATEGORIES – CORRELATION WITH PATHOHISTOLOGICAL DIAGNOSES
L. Vuckovic, **Montenegro** / M. Panjkovic, Z. Eri / **Serbia**
- P-243** FNAC STUDY OF MEDULLARY CARCINOMA OF BREAST IN GOA
R. G. Wiseman Pinto, A. S. A. Bandekar, S. Sheldekar, J. M. V. Devadoss / **India**
- P-244** MORPHOLOGIC CRITERIA ASSOCIATED WITH TRICHOMONAS VAGINALIS INFECTIONS IN PAP SMEAR EXAMINATIONS
P. Atasoy, M. E. Erçin, M. Balci, S. Turan / **Turkey**
- P-245** BACTERIAL VAGINOSIS AND ADNEXAL INFLAMMATORY TUMORS
L. Nedeljkovic / **Serbia**
- P-246** RARE CASE OF METASTATIC MALIGNANT MELANOMA TO HEAD OF PANCREAS
S. Ahmed, C. Vallejo / **USA**



- P-247** THE USEFULNESS OF COMBINATION WITH IMPRINT CYTOLOGY IN PRECISE DIAGNOSIS OF RAPID FROZEN SECTION
S. Asano, K. Takahashi, K. Yamazaki, K. Mori, S. Ono, A. Ikeda, M. Hiruta / **Japan**
- P-248** PITFALLS IN PAP STAIN WITH XYLENE SUBSTITUTE
D. Bauer Šoštarić, I. Ranogajec, S. Moslavac / **Croatia**
- P-249** SCREENING DIFFICULTIES IN DETECTION OF PNEUMOCYSTIS (CARINII) JIROVECI
S. Harabajsa, B. Popek, S. Šušković Medved, B. Zadražil, Z. Juroš, B. Vrabc Branica, S. Smojver-Ježek / **Croatia**
- P-250** DETERMINATION OF LEUKOCYTE ALKALINE PHOSPHATASE ACTIVITY IN PATIENTS WITH HODGKIN LYMPHOMA
G. Knezevic, B. Križaj, K. Parigros, G. Kaić, V. Anić, M. Pažur, D. Sušterčić, S. Ostojić Kolonić, I. Kardum-Skelin / **Croatia**
- P-251** IMMUNOCYTOCHEMICALLY POSITIVE LYMPHOCYTES IN CYTOLOGICAL IMPRINTS OF SENTINEL LYMPH NODES COMPARISON OF TWO COUNTING TECHNIQUES
A.-M. Krupec, B. Cvrk, K. Trutin Ostović, G. Kaić / **Croatia**
- P-252** ASSURANCE AND CONTINUOUS QUALITY IMPROVEMENT IN GYNECOLOGICAL CYTOLOGY LABORATORY GENERAL HOSPITAL KARLOVAC, CROATIA
K. Rubić, S. Ropar / **Croatia**
- P-253** ASSURANCE AND CONTINUOUS QUALITY IMPROVEMENT IN NON-GYNECOLOGICAL CYTOLOGY LABORATORY GENARAL HOSPITAL KARLOVAC, CROATIA
K. Rubić, S. Ropar / **Croatia**
- P-254** PATTERNS OF HER-2/NEU, HORMONAL RECEPTOR EXPRESSION AND PROLIFERATIVE ACTIVITY IN PRIMARY AND METASTATIC BREAST CANCER
M. Asselti, E. Mattioli, S. Petroni, V. Rubini, C. Salvatore, R. Daprile, A. L. Marzano, G. Simone, F. Giotta, V. Fazio / **Italy**
- P-255** RARE PANCREATIC NEOPLASMS: DIAGNOSIS BY EUS-FNA
M. J. González Fernández, P. A. Toro Soto, S. Cigüenza Sancho, A. Cabezas Jiménez, F. I. Aranda López / **Spain**
- P-255a** THE ROLE OF EUS-FNA METHOD IN EARLY DIAGNOSIS OF PANCREATIC CANCERK.
Gianna, D. Sioutopoulou, I. Zourou, M. Kouroupi, R. M. Valeri, D. Tzilves, C. Destouni / **Greece**
- P-256** ULTRASOUND GUIDED FINE NEEDLE ASPIRATION IN PANCREATIC NEUROENDOCRINE TUMORS
M. J. González Fernández, P. A. Toro Soto, A. Culiáñez Casas, A. Cabezas Jiménez, F. I. Aranda López / **Spain**

- P-257** PRIMARY HEPATIC NEUROENDOCRINE CARCINOMA: CYTOLOGICAL DIAGNOSTIC APPROACH USING THE FNA BIOPSY METHOD
V. Spandos, M. Koumpanaki, D. Malle, S. Teliousi / **Greece**
- P-258** KRAS MUTATIONAL ANALYSIS IN PANCREATIC CYTOLOGICAL SPECIMENS USING THREE TECHNIQUES: SANGER SEQUENCING, ASLNAQPCR AND NEXT-GENERATION-SEQUENCING
M. Visani, D. de Biase, **P. Baccharini**, N. Zanini, A. Fornelli, C. Fabbri, A. M. Polifemo, A. Pession, G. Tallini / **Italy**
- P-259** A STUDY OF WILMS' TUMOUR DIAGNOSED BY FNAC - 5 YEARS STUDY CONDUCTED IN GOA
R. G. Wiseman Pinto, A. Bandekar, J. M. V. Devadoss, S. Sheldekar, S. Adithya, V. Sawant / **India**
- P-259A** CYTOLOGIC ANALYSES OF POSITIVE RESULTS IN THINPREP PERITONEAL CYTOLOGY IN PATIENTS WITH GASTRIC CANCER
Y. L. Oh, H. Y. Park, **K. M. Kim** / **South Korea**
- P-260** CLINICAL CHARACTERISTICS OF WOMEN WITH CYTOLOGY REPORTED WITH ASC-US
O. Aedo, L. Ortíz / **Spain**
- P-261** THE CASE OF SEROUS PAPILLARY ADENOCARCINOMA OF THE CERVIX DIAGNOSED BY CERVICAL CYTOLOGY
M. Dinter, D. Vrdoljak-Mozetič, S. Štemberger-Papić, D. Verša Ostojčić, S. Rupčić, M. Krašević / **Croatia**
- P-262** THE NATIONAL CERVICAL CANCER SCREENING PROGRAM IN THE CZECH REPUBLIC
J. Dušková, A. Bekova, O. Majek, L. Dusek / **Czech Republic**
- P-263** UREAPLASMA INFLUENCE ON PAP SMEAR
M. Dzinic, Z. Perisic, L. Tasic, D. Tasic, R. Vugdelic, M. Stojkovic, S. Tucakovic, A. Mladenovic Mihajlovic / **Serbia**
- P-264** AGUS AND INFECTION WITH UREAPLASMA AND/OR MICOPLASMA
M. Dzinic, D. Tasic, Z. Perisic, L. Tasic, L. J. Nedeljko, R. Vugdelic, A. Fazlagic, Z. Cakic, M. Cimbalevic, V. Krsic / **Serbia**
- P-265** MALIGN GERM CELL TUMOR OF VAGINA IN AN INFANT
P. Firat, D. Şahin, I. Kilicarslan, P. Maulid / **Turkey**
- P-266** THE IMPLEMENTATION OF CERVICAL CANCER SCREENING IN THE GREEK POPULATION, PRELIMINARY RESULTS
P. Karakitsos, E. Athanasiadi, E. Paraskevaidis, A. Syggelakis, G. Valassoulis, A. Loufopoulos, M. Nasioutziki, E. Bilirakis, A. Pouliakis, C. Lionis / **Greece**
- P-267** THE CAPABILITIES OF LIQUID-BASED CYTOLOGY AND HUMAN PAPILOMAVIRUS TEST IN CERVICAL PATHOLOGY
K. Kasoyan, G. Minkina, I. Shabalova, T. Dzhangirova, D. Kozlov / **Russian Federation**



- P-268** VALIDITY OF THE ONCOLOGICAL CYTODIAGNOSTICS AND COLPOSCOPY EXAMINATION VERSUS BIOPSY IN CERVICAL CARCINOMA PREVENTION
J. Kobilková, A. Dohnalová, J. E. Jirásek, M. Strunová, M. Janoušek, J. Horáček / **Czech Republic**
- P-269** INCIDENCE OF ABNORMAL PAP SMEAR IN VARIOUS ABNORMAL COLPOSCOPY IMAGES IN PATIENTS WITH LGSIL
V. Krsic, B. Jovic Pivac / **Serbia**
- P-270** A NEW LIQUID-BASED PROCEDURE (TACAS) - AN APPLICATION FOR THE SCREENING OF CERVICAL CANCER
H. Kuramoto, Y. Iwami, N. Sugimoto, C. Kato, T. Sugahara, A. Kimura, M. Iida, E. Futaya / **Japan**
- P-271** SMALL CELL CARCINOMA OF THE UTERINE CERVIX (SCNEC): CLINICOPATHOLOGICAL ASPECTS AND GENETICS OF A CASE
C. Lobo, C. Bartosch, J. Vieira, P. Monteiro / **Portugal**
- P-272** CERVICAL CANCER IN ZAJECAR DISTRICT: SCREENING AND MONITORING OF TREATED WOMEN FROM 1996-2011
V. Najdanović-Mandić / **Serbia**
- P-273** ACCURACY OF CYTOLOGICAL DIAGNOSIS OF CERVICAL LESIONS FOR THE CLASSIFICATION "ZAGREB 2002"
M. Pajtler, V. Miličić / **Croatia**
- P-274** MIMOSA ACTION - OPPORTUNISTIC CERVICAL CANCER SCREENING IN POLYCLINIC SUNCE
I. Ranogajec, S. Moslavac, E. Jendriš-Škrljak, L. Vidović-Gajger / **Croatia**
- P-275** COMPARISON OF LIQUID-BASED CYTOLOGY AND CONVENTIONAL PAP SMEAR IN THE OPPORTUNISTIC CERVICAL SCREENING SETTING
R. Rešetar, I. Šimunović, D. Bašić, D. Vrdoljak-Mozetič / **Croatia**
- P-276** PROGNOSTIC SIGNIFICANCE OF P16INK4A AND PROEXC IN LSIL CASES
S. Teleman, D. Socolov, A. C. Anton, M. Grigore, G. Anton, C. Ungureanu / **Romania**
- P-277** INCIDENCE OF CERVICAL INTRAEPITHELIAL NEOPLASIAE IN VUKOVAR TEN YEARS AFTER THE COUNTRY LIBERATING WAR
S. Urisk, V. Nadaš, A. Blažanović, M. Semenić-Rutko, K. Trutin Ostović / **Croatia**
- P-279** CELLULAR FEATURES OF ENDOCERVICAL CRYPT INVOLVEMENT IN HIGH-GRADE SQUAMOUS INTRAEPITHELIAL LESION
D. Verša Ostojić, S. Štemberger-Papić, D. Vrdoljak-Mozetič, R. Rešetar, S. Eminović / **Croatia**

- P-280** DIFFUSE LARGE B-CELL EXTRANODAL LYMPHOMA OF THE UTERINE CERVIX ON PAP SMEAR, WITH HISTOLOGICAL CORRELATES
A. Zabatta, R. Boschi, G. Marino, **C. Bellevicine**, U. Malapelle, P. Zeppa, G. Troncone / **Italy**
- P-281** HOW TO PREPARE A RELIABLE PARAFFIN-EMBEDDED CELLBLOCK FROM CYTOLOGICAL MATERIALS.
J.M.M. Grefte, A. M. Jurrius, A. Liet, I. Mestebeld-Bout, B. Nieuwenhuis / **Netherlands**




100% Fascinated by analytics.

Lab Essentials by Merck Millipore

Who aims for nearly perfect, almost reliable or possibly safe?
Certainly not you. Because analytics is about **100%** fascination –
anything less is unacceptable. We understand. And deliver.
Whether creating innovative, premium quality products or fulfilling
regulatory requirements, we always strive for excellence.
It's this passion for perfection that keeps our customers and us at
the forefront of our fields.



For more information about our
100% Fascinated by analytics campaign please visit:
www.merckmillipore.com/fascinated-by-analytics

Merck Millipore is a division of  **MERCK**

POSTER SESSION 3 – MONDAY, 1ST OCTOBER 2012

- P-282** ENDOMETRIAL OESTROGEN AND PROGESTERONE RECEPTORS LOCALIZATION IN THE FAT SAND RAT, SAMMOMYS OBESUS
A. Boubekri, T. Gernigon, F. Khammar, J. M. Exbrayat / **Algeria**
- P-283** THE EFFICACY OF THE PAP SMEAR IN DIAGNOSIS OF ENDOMETRIAL CARCINOMA. A RETROSPECTIVE STUDY
K. Kosmas, A. Marouga, K. Konstantinidou, P. Athanassiadou / **Greece**
- P-284** ACCURACY OF CERVICOVAGINAL SMEARS IN PATIENTS WITH OVARIAN ENDOMETRIAL CANCERS-OUR EXPERIENCE
M. Mišić, LJ. Fuštar-Preradović, I. Prvulović, K. Tomić, T. Jakovina, I. Mahovne, K. Jakovina / **Croatia**
- P-285** INVESTIGATING THE POTENTIAL OF CLASSIFICATION AND REGRESSION TREES IN THE MORPHOLOGICAL CLASSIFICATION OF ENDOMETRIUM LESIONS
A. Pouliakis, N. Margari, C. Chrelias, D. Zygouris, D. Anoinos, M. Stamataki, I. Panayiotides, P. Karakitsos / **Greece**
- P-286** OUR EXPERIENCE USING TAO BRUSH AS DIRECT UTERINE SAMPLING
S. Rajhvajn, V. Mahovlić, A. Barišić, A. Ovanin-Rakić, L. Škopljanac-Maćina, D. Jurič, D. Folnović, D. Babić / **Croatia**
- P-287** STEROID BIOSYNTHESIS IN RELATION TO OVARIAN ULTRASTRUCTURAL FEATURES IN THE DESERTICOLE LIZARD UROMASTYX ACANTHINURA
B. H. Sadjia / **Algeria**
- P-288** THE USING OF CYTOACTIV® FOR DIAGNOSIS AND PROGNOSIS OF HUMAN PAPILLOMA VIRUS (HPV) PRODUCTIVE INFECTION
V. Bogatyrev, V. Popov, L. Anisova, I. Lepina, I. Panichenko, L. Meyer, V. Shmatkova, K. Michalev / **Russian Federation**
- P-289** HYBRID CAPTURE 2 AND CERVISTA: COMPARISON IN THE DETERMINATION OF HPV
L. Garrote, F. Alameda, B. Lloveras, M. Muset, B. Bellosillo, S. Serrano / **Spain**
- P-290** HPV DNA HC-2 TEST RESULTS IN THE PERIOD OF 2005-2011 IN THE GYNAECOLOGICAL CYTOLOGY LABORATORY
I. Lončar, T. Markanjević, D. Vrdoljak-Mozetič / **Croatia**
- P-291** EVALUATION OF P16/KI67 DUAL-STAIN CYTOLOGY AS A TRIAGE TOOL FOR ASCUS AND LSIL CYTOLOGY RESULTS
M. Nasioutziki, N. Tsampazis, A. Daniilidis, D. Balaouras, M. Kyrgiou, M. Stasinou, G. Valassoulis, K. Dinas, T. Tantanasis, E. Paraskevaidis, A. Loufopoulos / **Greece**



- P-292** POST-CONIZATION HPV DETECTION FOR HIGH-GRADE CERVICAL INTRAEPITHELIAL LESIONS: CORRELATION WITH THE MARGIN STATUS
K.-S. Suh, H. Noh / South Korea
- P-293** BLOODSTAINED LIQUID BASED CYTOLOGY SAMPLES - MAINTAINING CHAIN OF CUSTODY.
L. Williams, S. Knowles, M. Linham / UK
- P-294** DIAGNOSTIC VALUE OF THE PAROTIDEAL FINE NEEDLE ASPIRATION: AN INSTITUTIONAL EXPERIENCE
U. Bayol, O. Akman, C. Akdeniz, S. Cumurcu, E. Ebru Pala / Turkey
- P-295** WARTHIN TUMOR WITH SIGNET-RING CELLS: A SOURCE OF DIAGNOSTIC DILEMMA IN FNA OF SALIVARY GLAND.
C. Bellevicine, A. Iaccarino, G. Troncone / Italy
- P-295a** FNA CYTOLOGY OF RARE SALIVARY GLAND LESIONS CANALICULAR ADENOMA INTERCALATED DUCT LESION SCLEROSING POLYCYSTIC ADENOSIS
R. Saraswati, G. Pitiyage, A. Jay, G. Kocjan / UK
- P-296** FINE NEEDLE ASPIRATION OF HÜRTLE NEOPLASM: CLINICAL AND HISTOLOGICAL CORRELATION
I. Català, A. Funes, R. E. Ramirez, L. Boutayeb, R. Llatjós, N. Baixeras, M. C. García, P. Arribas, P. Moreno / Spain
- P-297** DIAGNOSTIC EFFICACY OF THINPREP METHOD IN ULTRASOUND GUIDED FINE NEEDLE ASPIRATION OF CERVICAL LYMPH NODES
S. Erkilic, A. Ozkur, F. Celenk / Turkey
- P-298** FINE NEEDLE ASPIRATION OF A UTERINE CANCER METASTASIZING TO THE THYROID. REVIEW OF THE LITERATURE.
N. Fuentes Martínez, I. Fernandez Vega, M. S. Fernandez García, B. Vivanco Allende, M. F. Fresno Forcelledo, M. D. C. García Pravia / Spain
- P-299** AGNOR COUNTS IN DIFFERENTIAL DIAGNOSIS OF PARATHYROID ADENOMA AND HYPERPLASIA IN PREOPERATIVE CYTOLOGIC SMEARS
Lj. Fuštar-Preradović, D. Djanic, I. Kardum Skelin, B. Sarcevic / Croatia
- P-300** FINE NEEDLE ASPIRATION CYTOLOGY OF SALIVARY GLAND LESIONS – SIX YEARS KUWAIT EXPERIENCE.
B. Haji, S. George, M. Jaragh, K. Kapila / Kuwait
- P-301** CUTANEOUS MALIGNANT MELANOMA METASTATIC TO THE PAROTID GLAND PRIMARILY DIAGNOSED IN FNA: A CASE REPORT
M. Kardari, S. Siskoy, A. Athanasopoulou, M. Mavraeidis, E. Mpoti, C. Psachoulia / Greece
- P-302** FINE NEEDLE ASPIRATION BIOPSY OF PLEOMORPHIC ADENOMAS OF SALIVARY GLANDS. A RETROSPECTIVE STUDY
K. Kosmas, A. Marouga, K. Konstantinidou, P. Athanassiadou / Greece

POSTER SESSION 4 - TUESDAY, 2ND OCTOBER 2012

- P-303** FINE NEEDLE ASPIRATION BIOPSY OF MUCOEPIDERMAL CARCINOMAS OF SALIVARY GLANDS. A RETROSPECTIVE STUDY
K. Kosmas, A. Marouga, K. Konstantinidou, P. Athanassiadou / **Greece**
- P-304** FINE NEEDLE ASPIRATION CYTOLOGY (FNAC) OF HEAD AND NECK: THE ROYAL FREE HOSPITAL EXPERIENCE (2009-2011)
K. Mason, K. Gaitskell, M. Young, **M. Perez-Machado** / **United Kingdom**
- P-305** METASTATIC MELANOMA IN PAROTID GLAND: CASE REPORT
S. Moslavac, **I. Ranogajec**, R. Janušić, S. Gašparov / **Croatia**
- P-306** FALSE POSITIVE PET IN WARTHIN TUMOR OF THE PAROTID GLAND: CASE REPORT AND LITERATURE REVIEW.
C. Nepka, D. Kanakis, M. Karadana, E. Gletsou, G. Zografos, G. Koukoulis / **Greece**
- P-307** FINE NEEDLE ASPIRATION CYTOLOGY OF NON-TYROID HEAD AND NECK LUMPS: UTILITY AND QUALITY ASSURANCE
B. Önal, T. Türkmenoglu, F. Aker, T. Rezanko, F. Köybasıoglu, K. Ceyhan, C. Canbey / **Turkey**
- P-308** SCHWANNOMA OF THE PAROTID GLAND PRIMARILY DIAGNOSED IN FINE NEEDLE ASPIRATION: A CASE REPORT
C. Psachouli, A. Athanasopoulou, S. Siskoy, E. Mpota, A. Tsamantas, M. Kardari / **Greece**
- P-309** ATYPICAL PLASMA CELLS IN THE FINE-NEEDLE ASPIRATION (FNA) OF THE PAROTID GLAND
S. Ropar, Nj. Gredelj Šimec, A. S. Anzić, A. Baškot / **Croatia**
- P-310** SCLEROSING POLYCYSTIC ADENOSIS: A CYTOLOGICAL CHALLENGE
P. Toro Soto, **S. Ciguenza**, A. Cabezas, I. Aranda / **Spain**
- P-311** ACINIC CELL CARCINOMA OF THE PAROTID GLAND - CASE REPORT
A. Vasilj, S. Kojić Katović, S. Ćurić-Jurić, I. Maričević, I. Pavić, M. Franceschi / **Croatia**
- P-312** CLINIC, MORPHOLOGY AND THERAPY OF MULTIPLE MYELOMA-CASE REPORT
D. Čaržavec, A. Vasilj, S. Kojić Katović, P. Gaćina, G. Rinčić / **Croatia**
- P-313** RICHTER SYNDROME OR DE NOVO DLBCL OF THE UTERINE CERVIX-CASE REPORT
D. Čaržavec, S. Kojić Katović, A. Vasilj, P. Gaćina, G. Rinčić, I. Paponja / **Croatia**
- P-314** ANAPLASTIC LARGE CELL LYMPHOMA IN BONE MARROW IN A TWO YEAR OLD GIRL
N. Jurić, E. Smajić, E. Hasanbegović, S. Mehadžić / **Bosnia and Herzegovina**

- P-315** CORRELATION OF PLASMA CELL MORPHOLOGY WITH PROGNOSTIC PARAMETERS AND SURVIVAL IN MULTIPLE MYELOMA
I. Seili-Bekafigo, K. Rajković Molek, N. Jonjić, T. Valković, E. Babarović, A. Duletić-Naćinović, I. Host, D. Petranovic / **Croatia**
- P-316** CD34 IN ACUTE LEUKEMIA
M. Sučić, S. Ries, K. Gjadrov Kuveždić, D. Batinić, B. Labar / **Croatia**
- P-317** DIAGNOSIS OF HODGKIN'S DISEASE BY TRANSBRONCHIAL NEEDLE ASPIRATION (TBNA). A CASE REPORT.
A. Tsonou, O. Vasou, A. Kefalaki, M. Psaroudaki, A. Kokkini, A. Theofanopoulou, D. Politi / **Greece**
- P-318** MODERN CYTOLOGICAL DIAGNOSIS OF NON-HODGKIN LYMPHOMA.
N. Volchenko, E. Slavnova / **Russian Federation**
- P-319** RECURRING THYMIC CARCINOMA DIAGNOSED BY INTRAOPERATIVE FINE NEEDLE ASPIRATION CYTOLOGY: A CASE REPORT
E. Klapsinou, M. Kalfa, E. Scarpidi, K. Iliadis, S. Markidou / **Greece**
- P-320** CYTOLOGICAL ANALYSIS OF PERITONEAL WASHES IN RECTAL ENDOMETRIOSIS – A CASE REPORT
I. Prvulović, V. Miličić, N. P. Novak, M. Mišić, I. Mahovne, Lj. Fuštar-Preradović / **Croatia**
- P-321** INTRAOPERATIVE IMPRINT CYTOLOGY OF SENTINEL LYMPH NODES IN PATIENTS WITH BREAST CANCER
K. Rajković Molek, I. Seili-Bekafigo, N. Jonjić, E. Mustac / **Croatia**
- P-323** RAPID ON SITE CYTOLOGY OF A BRONCHIAL CARCINOID TUMOR IN A CHILD
M. Giraud, K. Schwennicke, R. Braunschweig / **Switzerland**
- P-324** FINE NEEDLE ASPIRATION CYTOLOGY IN UNCOMMON JAW TUMOURS OF CHILDREN: MELANOTIC PROGNOMA AND CEMENTIFYING FIBROMA.
J. Pardal, M. Guimarães, H. Barroca, J. M. Lopes / **Portugal**
- P-325** A RARE CASE REPORT OF UNDIFFERENTIATED CONGENITAL SARCOMA WITH POLYPHENOTYPIC DIFFERENTIATION IN A NEWBORN FEMALE
R. G. Wiseman Pinto, A. Bandekar, S. Sheldekar, A. S., V. Sawant, N. Jambhekar, J. M. V. Devadoss / **India**
- P-326** DIAGNOSTIC YIELD OF CYTOLOGIC MATERIAL OBTAINED BY ENDOBRONCHIAL ULTRASONOGRAPHY (EBUS) IN PATIENTS WITH LUNG CANCER
N. Baixeras, I. Català, P. Gómez, F. M. Pérez, R. López-Lisbona, N. Cubero, M. Pari, A. Rosell / **Spain**



- P-327** EGFR EXPRESSION IN MALIGNANT PLEURAL EFFUSION OF LUNG ADENOCARCINOMA: CORRELATION WITH APOPTOTIC MARKERS
M. Gonidi, E. Chaini, A. Tsipis, P. Nikolopoulou-Stamati, P. Athanassiadou, A. M. Athanassiadou / **Greece**
- P-328** THE MEANING OF ELASTIC FIBERS FINDING IN BRONCHOSCOPIC SAMPLES
Z. Juroš, S. Smojver-Ježek, B. Vrabec Branica, Z. Boras, S. Kukulj, B. Budimir, A. Vukić Dugac / **Croatia**
- P-329** VALUE OF NASAL LAVAGE CYTOLOGY
D. Kaštelan, S. Gabrič, I. Kern / **Slovenia**
- P-330** CYTOLOGICAL DIAGNOSIS OF BRONCHIOALVEOLAR CARCINOMA OF THE LUNG. A RETROSPECTIVE STUDY
K. Kosmas, A. Kosmas, A. Marouga, K. Konstantinidou, P. Athanassiadou / **Greece**
- P-331** ADENOSQUAMOUS LUNG CARCINOMA: THE IMPORTANCE OF CYTO-HISTOLOGICAL CORRELATION
C. Lobo, D. Felizardo, A. L. Cunha, R. Henrique / **Portugal**
- P-332** ASSESSMENT OF PERIFERAL ADENOCARCINOMA OF THE LUNG IN BRONCHIAL WASHINGS (BRW)
A. Luther / **Sweden**
- P-333** DIAGNOSTIC ACCURACY IN SUBTYPING OF LUNG CARCINOMA ON BRONCHIAL BRUSH CYTOLOGY SPECIMENS
C. Nepka, M. Karadana, R. Papamichali, M. Strataki, E. Karetsi, G. Koukoulis / **Greece**
- P-334** EPITHELIOID-LIKE MACROPHAGES IN BALF OF PATIENTS WITH INTERSTITIAL LUNG DISEASES
S. Smojver-Ježek, T. Peroš-Golubičić, B. Vrabec Branica, Z. Juroš, M. Alilović, J. Tekavec-Trkanjec, A. Hećimović / **Croatia**

POSTER SESSION 5 - TUESDAY, 2ND OCTOBER 2012

- P-335** MALT LYMPHOMA OF LUNG- CASE REPORT
Lj. Tadic Latinovic, Z. Eri, I. Klem, S. Knezevic Usaj, M. Panjkovic,
A. Salapura Dugonjic / **Bosnia and Herzegovina**
- P-336** RARE COMBINATION OF TWO PRIMARY CARCINOMAS
(LUNG ADENOCARCINOMA AND MERKEL CELL CARCINOMA)
R. Taradi, Z. Juroš, B. Vrabec Branica, M. Jakopović, I. Mažuranić, L. Brčić,
D. Stančić Rokotov, S. Smojver-Ježek / **Croatia**
- P-337** THE BEGINNING OF CYTOLOGY OF ENDOBRONCHIAL ULTRASOUND-
GUIDED TRANSBRONCHIAL NEEDLE ASPIRATION IN CROATIA
K. Trutin Ostović, N. Piskač Živković, N. P. Novak, T. Štoos-Veić,
M. Škoro, N. Tudoric / **Croatia**
- P-338** BREAST METASTASES FROM NON-SMALL CELL LUNG CARCINOMA:
A CASE REPORT
B. Vrabec Branica, S. Smojver-Ježek, Z. Juroš, M. Roglič, M. Koršić,
G. Drpa, S. Seiwert, L. Brčić / **Croatia**
- P-339** DIAGNOSTIC DIFFICULTIES OF PLEURAL MALIGNANT MESOTHELIOMA ON
ASPIRATION CYTOLOGY, A CASE PRESENTATION
M. Balci, P. Atasoy, M. E. Erçin, S. Turan / **Turkey**
- P-340** IMMUNOCYTOCHEMICAL RESEARCH OF EFFUSIONS FROM SEROUS
CAVITIES
V. Borisova / **Russian Federation**
- P-341** LOBULAR CARCINOMA CELLS IN ASCITES CYTOLOGY: A CASE REPORT
P. Bulutay, O. Ekinci, P. Uyar Göçün, **K. Ceyhan** / **Turkey**
- P-342** MALIGNANT LYMPHOPROLIFERATIVE DISEASE OF BODY CAVITIES – REVIEW
OF CASES OVER TWO YEARS.
T. Lynch, G. Monson, F. Wright, M. Young,
M. Perez-Machado / **United Kingdom**
- P-343** CYTOLOGICAL ANALYSIS OF CHYLOTHORAX – A CASE REPORT
I. Prvulović, V. Miličić, M. Mišić, K. Tomić / **Croatia**
- P-344** PLEURAL EFFUSION IN RUPTURED OESOPHAGUS. A CASE REPORT
C. Psachoulia, S. Siskoy, A. Athanasopoulou, E. Mpota, M. Mavraeidis,
M. Kardari / **Greece**
- P-345** DIAGNOSTIC UTILITY OF BER-EP4 AND CA-125 IN SEROUS EFFUSION
V. Spandos, M. Koumpanaki, D. Malle, S. Teliousi / **Greece**
- P-346** IMMUNOCYTOCHEMISTRY IN DIAGNOSIS OF MALIGNANT EPITHELIOID
MESOTHELIOMA: 21 CASES
A. Tsonou, A. Kokkini, A. Theofanopoulou, M. Psaroudaki, A. Kefalaki,
O. Vasou, D. Politi / **Greece**

- P-347** IMMUNOCYTOCHEMISTRY IN PLEURAL AND ASCITIC FLUIDS.
A VALUABLE ADJUNCT TOOL IN DEFINITIVE DIAGNOSIS
A. Vardouli, S. Divani, E. Konstantinou, A. Fericean / **Greece**
- P-348** PROGNOSTIC VALUE OF CYTOLOGIC EXAMINATION OF PERITONEAL
WASHINGS IN COMBINATION WITH IMMUNOCYTOCHEMISTRY IN
GYNECOLOGIC SURGERY
M. Xenitidis, T. Drouveli, V. Kyriakidou, A. M. Athanassiadou, A. Tsipis,
P. Athanassiadou, P. Nikolopoulou-Stamati / **Greece**
- P-349** FNA DIAGNOSIS OF BROWN TUMOR IN PRIMARY HYPERPARATHYROIDISM:
CYTOLOGIC FEATURES WITH CLINICAL AND LABORATORIC CORRELATION
M. Agai, V. Ramljak, I. Bobuš Kelčec, M. Perić Balja / **Croatia**
- P-350** CHORDOMA OF RETROPERITONEUM PRIMARILY DIAGNOSED IN FINE
NEEDLE ASPIRATION: A CASE REPORT
V. Kouli, P. Peristeropoulou, P. Zili, E. Christodoulis,
N. Christodoulis / **Greece**
- P-351** EXTRASKELETAL WELL DIFFERENTIATED CHONDROSARCOMA WITH CYSTIC
DEGENERATION, A DIAGNOSTIC CHALLENGE ON FNA- A CASE REPORT
N. Sood, G. Goyal / **India**
- P-352** COMPUTERIZED SYSTEM FOR CYTOLOGICAL DIAGNOSTICS IN
STOMACH LESIONS
L. Nikitina, T. Dzhangirova, K. Kasoyan, I. Shabalova / **Russian Federation**
- P-353** THE APPLICATION OF CYTOTRAINER E-LEARNING PLATFORM FOR
ENDOMETRIAL LIQUID BASED CYTOPATHOLOGY
A. Pouliakis, N. Stergiou, N. Margari, C. Meristoudis, M. Stamatakis,
D. Aninos, M. Papaefthimiou, P. Karakitsos / **Greece**
- P-354** TROP-2 EXPRESSION IN UNDETERMINED THYROID LESIONS A
PRELIMINARY CYTO HISTOLOGICAL STUDY: COMPARISON WITH HBME-1
T. Addati, M. Centrone, S. Petroni, O. Popescu, G. Giannone, F. Palma,
G. Mossa, G. Achille, S. Russo, G. Simone / **Italy**
- P-355** CYTO-HISTOLOGIC CORRELATION OF FOLLICULAR LESIONS OF THE
THYROID GLAND
J. Antulov, K. Gjadrov Kuveždić, S. Ries, L. J. Vrbanus / **Croatia**
- P-356** INTEROBSERVER REPRODUCIBILITY OF UKRCPATH THYROID FNA
REPORTING CLASSIFICATION USING THE "VIRTUAL" DIGITAL SLIDES
A. Capitanio, D. N. Poller, T. J. Stephenson, M. Roughton, **G. Kocjan** / **UK**
- P-357** COMBINED CYTOHISTOLOGICAL APPROACH IN THE ASSESMENT OF
THYROID NODULES BY A SEMI-AUTOMATED MODIFIED MENGHINI NEEDLE
K. Ceyhan, T. Taskın Türkmenoglu, E. Ustuner, A. Altunboga,
T. Baglan / **Turkey**
- P-358** FOLLICULAR LESIONS : A DIAGNOSTIC GRAY AREA IN THYROID CYTOLOGY.
S. Divani, A. Vardouli, A. Terzakis / **Greece**



- P-359** FOLLICULAR LESION OF UNDETERMINED SIGNIFICANCE (FLUS), ANY DIFFERENCES WITH LBC?
D. Fontaine, W. Mourad / **Canada**
- P-360** FINE NEEDLE ASPIRATION (FNA) OF THYROID TO IDENTIFY PAPILLARY CARCINOMA IN LIQUID-BASED CYTOLOGY (LBC)
D. Fontaine, W. Mourad / **Canada**
- P-361** COULD GENETIC ALGORITHMS IMPROVE THE DIAGNOSTIC ACCURACY OF THYROID FNAS?
E. Karakitsou, N. Margari, D. Anoinos, M. Stamataki, S. Kazika, I. Panayiotides, P. Karakitsos, A. Pouliakis / **Greece**
- P-362** MIXED PAPILLARY-MEDULLARY CARCINOMA OF THYROID (MELANOCYTIC VARIANT) WITH COEXISTENT MELANOMA. REPORT OF A CASE.
M. Kardari, E. Mpota, A. Athanasopoulou, M. Mavraeidis, S. Siskoy, C. Psachoulia / **Greece**
- P-364** CYTOLOGICAL DIAGNOSIS OF ANAPLASTIC CARCINOMA OF THE THYROID BY FINE-NEEDLE ASPIRATION BIOPSY. A CASE REPORT
K. Kosmas, A. Marouga, K. Konstantinidou, P. Athanassiadou / **Greece**
- P-365** METASTATIC ADENOCARCINOMA OF THE COLON TO THE THYROID GLAND
M. Koumpanaki, E. Kleidaradaki, **V. Spandos**, D. Malle, S. Teliousi / **Greece**
- P-366** THYROID FNA: TWO YEAR EXPERIENCE OF A REGIONAL AND A UNIVERSITY HOSPITAL USING TBS CLASSIFICATION
E. Mastorakis, C. Meristoudis, N. Margari, A. Pouliakis, K. Leventakos, G. Georgiou, I. Panayiotides, **P. Karakitsos**, C. Meristoudis / **Greece**
- P-367** RISK OF MALIGNANCY IN REPEATEDLY CASES WITH ATYPIA OF UNDETERMINED SIGNIFICANCE
T. Poloz, N. Shapiro / **Russian Federation**
- P-368** FOLLICULAR LESIONS OF UNDETERMINED SIGNIFICANCE (FLUS) IN THYROID FINE NEEDLE ASPIRATIONS (FNAS)
J. Ratour, B. Cochand Priollet, M. Polivka, H. Dahan, M. Laloi-Michelin, L. Hamzi, R. Kania / **France**
- P-369** THE POTENTIAL ROLE OF PAX8-PPAR?, RET/PTC AND BRAF MUTATION ANALYSIS IN DIFFERENTIAL DIAGNOSIS OF FOLLICULAR LESIONS
A. Sahpaz, B. Önal, A. Yesilyurt, Ü. Han, T. Delibası / **Turkey**

POSTER SESSION 6 - WEDNESDAY, 3RD OCTOBER 2012

- P-371** CYTO-HISTOLOGICAL CORRELATION OF ABNORMAL THYROID FNAC 2009-2011
N. Simmonds, K. Rajaratnam, M. Young,
M. Perez-Machado / United Kingdom
- P-372** PAPILLARY CARCINOMA IN HYPERFUNCTIONING THYROID NODULE
M. Šunjić Stakor, K. Peroš / Croatia
- P-373** WHAT IS THE RISK OF MALIGNANCY IN AUS?
P. Uyar Göçün, P. Bulutay, A. Poyraz, M. Aktürk, **K. Ceyhan / Turkey**
- P-374** MORPHOLOGIC COMPARISON BETWEEN BLADDERWASHINGS PREPARED WITH HOLOGICS THIN-PREP METHOD AND THE TRADITIONAL KAROLINSKA METHOD.
A. Luther / Sweden
- P-375** DIAGNOSTIC VALUE OF URINE ERYTHROCYTES MORPHOLOGY IN SUREPATH™ LIQUID-BASED CYTOLOGY
H. Ohsaki, T. Hirouchi, N. Hayashi, E. Okanou, M. Ohara, N. Kuroda, E. Hirakawa, Y. Norimatsu / Japan
- P-376** ASSOCIATED LESIONS TO CYSTITIS DIAGNOSED BY LIQUID-BASED CYTOLOGY
A. Ruiz, R. Granados, E. Camarmo, T. Corrales, P. Bajo / Spain
- P-377** URINARY DECOY CELLS IN IMMUNOCOMPETENT ADULT WITH ASYMPTOMATIC MICROHEMATURIA – CASE REPORT
L. Škopljanac-Mačina, V. Mahovlić, A. Ovanin-Rakić / Croatia
- P-378** RELIABILITY OF CYTOLOGICAL DIAGNOSIS OF UROTHELIAL CARCINOMA IN SITU
A. Vasilj, S. Kojić Katović, S. Ćurić-Jurić, B. Kober, I. Pavić, H. Čupić, B. Krušlin / Croatia
- P-379** CELL BLOCK VERSUS CYTOCENTRIFUGE SMEAR FOR CYTOLOGIC EVALUATION WITH PLEURAL EFFUSION FROM A DOG
L. Çakir, E. Çolakoğlu, A. S. Coşkan, O. Kutsal / Turkey
- P-380** BILATERAL MALIGNANT SEMINOMAS IN TWO DOGS
A. S. Coşkan, G. Yucel, O. Kutsal / Turkey
- P-381** ORAL PLASMACYTOMA IN CAT
A. S. Coskan, **O. Ahlat, I. Ergin, O. Kutsal / Turkey**
- P-382** HEMANGIOSARCOMA, A CASE REPORT : CYTOPATHOLOGICAL (FINE NEEDLE ASPIRATION) AND HISTOPATHOLOGICAL FINDINGS IN A DOG
R. Haziroglu, A. S. Coskan, N. Yumusak, G. Yucel, O. Ahlat / Turkey
- P-383** CITOMETRIC ANALYSIS OF DOG LIMBAL STEM CELL CYCLE
D. Kezić, B. Grskovic, G. Mrsic, I. Valpotić, H. Borosak, B. Pirkic, M. Popovic / Croatia

- P-384** LENS DISLOCATION IN A HAWK (BUTEO BUTEO) AND REMOVED BY SURGERY WITH HUMOR AQUEOUS CYTOLOGY
M. Kibar, **L. Çakir**, A. Oner, K. S. Gumussoy, O. Kutsal / **Turkey**
- P-385** LEIOMYOSARCOMA IN ORAL CAVITY OF A DOG: A CASE REPORT
N. Yumusak, I. Ergin, **O. Kutsal** / **Turkey**
- P-387** FOLLICULAR LESIONS: A DIAGNOSTIC GRAY AREA IN THYROID CYTOLOGY
S. Divani, A. Vardouli, A. Terzakis, A. Dinou, M. Parathira, A. Staikou / **Greece**
- P-388** ONCOCYTIC PAPILLARY RENAL CELL CARCINOMA DIAGNOSED BY FNAC - A CASE REPORT
R. Kanic, B. Ivezic, K. Trutin Ostovic, Z. Persec, S. Bulimbasic / **Croatia**
- P-389** THE ROLE OF CLONALITY TESTING IN DISCRIMINATION BETWEEN REACTIVE AND MALIGNANT PROLIFERATIONS
M. M. Kardum Paro, Z. Šiftar, Z. Flegar-Meštrić, S. Gašparov / **Croatia**
- P-390** GREAT HUMANIST G.L. WIED MD, DSC, F.I.A.C.
J. Kobilková, J. E. Jirásek, J. Horáček / **Czech Republic**
- P-391** DESCRIPTION OF A RARE CASE OF UTERINE HIGH GRADE SARCOMA METASTATIC TO PERICARDIAL FLUID
M. Kouroupi, D. Tsarouchas, C. Nikolaidou, K. Boglou, C. Lafaras, T. Bischiniotis, R. M. Valeri / **Greece**
- P-392** COMPUTERIZED SYSTEM FOR CYTOLOGICAL DIAGNOSTICS IN STOMACH LESIONS
L. Nikitina, T. Dzhangirowa, K. Kasoyan, I. Shabalova / **Russian Federation**
- P-393** IMPROVED TECHNIQUES FOR ACQUISITION OF DIAGNOSTIC CELLS FROM LIQUID SAMPLES
N. Nolde, V. Gril, Ž. Pohar Marinšek / **Slovenia**
- P-394** ADVANTAGES OF A HIERARCHICAL SOFTWARE DEPLOYMENT STRATEGY FOR THE HELLENIC CERVICAL CANCER PREVENTION SCREENING PROGRAM
A. Pouliakis, P. Karakitsos / **Greece**
- P-395** AMELOBLASTOMA IN CYTOLOGIC SCRAPING MATERIAL. A CASE REPORT
C. Psachoulia, M. Mavraeidis, D. Kanoutos, D. Papavasileiou, M. Melachrinou, M. Kardari / **Greece**
- P-396** DIAGNOSTIC PITFALLS IN THE INVESTIGATION OF LIQUID BASED CYTOLOGY METHOD COMPARED WITH NATIVE SMEAR
J. Sustikova, J. Dvorackova, M. Uvirova, V. Zidlik, D. Ziak / **Czech Republic**
- P-397** PROLIFERATION AND APOPTOTIC ACTIVITY OF GLIOBLASTOMA MULTIFORME ON IN OVO MODEL – PRELIMINARY STUDY
K. Urbańska, J. Sokołowska, M. Szmidt, K. Barszcz, M. Wąsowicz, P. Sysa / **Poland**
- P-398** PITFALLS IN THE CYTOLOGICAL DIAGNOSIS OF TUMORS OF THE SALIVARY GLANDS
N. N. Volchenko, E. N. Slavnova, A. A. Tugulukova / **Russian Federation**





37th European Congress of Cytology

Dubrovnik-Cavtat, Croatia

September 30th - October 3rd, 2012



Information



REGISTRATION

All participants should register on-line until September 10th, 2012 including invited speakers. After this date you should register on-site.

V.A.T. included	ON SITE FEES
Delegate	650
Cytotechnologist	500
Resident / Student*	450
Accompanying person	150
Exhibitor	200
Workshop (each)	100
One day fee**	200
Cytotechnologist One day fee**	150
QUATE Exam	150
IAC Examinations	www.cytology-iac.org
Gala Dinner	100

* For students: Please provide proof of full time student status when submitting your registration form (ID card or letter from your institution or program Director)

** One-day registration fee is valid for either Sunday, Monday, Tuesday or Wednesday. For more than one day full registration is required.

Authors of the accepted papers are not exempted from paying the registration fees.

Registration fee for participants includes:

- Name badge permitting access to all sessions and symposiums
- Delegate's bag and printed materials (congress proceedings book, Certificate of attendance)
- Admission to Welcome Reception
- Admission to Concert at Dubrovnik Cathedral and Festive Evening at the Revelin Fortress
- Refreshment breaks
- Option to purchase a ticket for the Gala Dinner
- Admission to Farewell party, Villa Peninsula, Kamen Mali

Accompanying Guests

- All accompanying guests must be registered. Please provide full guest names as all guests will be issued with a badge for entry to the Welcome Reception and the Festive Evening

The Accompanying Guest Fee includes:

- Name Badge permitting access to the following events, but NOT Congress sessions
- Admission to the Welcome Reception
- Admission to Concert at Dubrovnik Cathedral and Festive Evening at the Revelin Fortress
- Option to purchase tickets for Accompanying Guest Tours
- Option to purchase a ticket for the Gala Dinner on Thursday, October 2nd, 2012
- Admission to Farewell party, Villa Peninsula, Kamen Mali



On-site registration hours

The registration desk at the congress venue will be open during the following hours:

Saturday, September 29 th	16.00 – 21.00
Sunday, September 30 th	07.00 – 20.00
Monday, October 1 st	07.00 – 20.00
Tuesday, October 2 nd	07.00 – 20.00
Wednesday, October 3 rd	07.00 – 13.00

On-site registrations will be accepted but receipt of all congress documents cannot be guaranteed. Please arrive early if you wish to register on-site.

Invitation letter

The organisers will be pleased to send a letter of invitation to any individual requesting one, once their registration form and fee have been received. It is to be understood that such an invitation is intended to help potential participants raise travel funds or obtain a visa. It is not a commitment on the part of the congress to provide any financial support. You may request such a letter from the Administrative Secretariat.

Cancellation and refund policy

All cancellations must be provided in writing or e-mailed to the Cytology 2012 Secretariat and are liable for the following penalties:

- until July 1st, 2012 : an administration fee of 70,00 EUR will be due and deducted from the refunded amount
- after July 1st, 2012 - full payment is due and no refunds will be granted

All refunds will be handled after the Congress.

Name changes are permitted and will be charged additional 30,00 EUR.

On-site changes of name badges due to incorrect submission of names and/or address data will be charged with 10,00 EUR.

CONGRESS VENUE

5 STAR HOTEL - HOTEL CROATIA

Congress Venue:

Hotel Croatia Cavtat

Frankopanska 10

HR-20210 Cavtat – Dubrovnik

Ph. +385 20 475 777

www.hotelcroatia.hr



Situated across the bay from the historic walls of Dubrovnik, Hotel Croatia Cavtat is the leading five-star resort and conference hotel on the South Adriatic. Built to demanding specifications allowing Hotel Croatia to blend seamlessly with its natural surroundings, Hotel Croatia is the ideal destination for relaxation, business and to serve as a base for exploring Dubrovnik, the crown jewel of the Adriatic.

Hotel Croatia offers everything you expect from a luxury five-star resort, including private beaches both on the open water and a protected bay, indoor and outdoor pools, hiking trails along the coast and through a protected forest, full-service wellness center and numerous restaurants and dining facilities.

Our conference center is unparalleled on the Adriatic coast, hosting large, small, domestic and international conferences for over 35 years. From a grand hall to private meeting rooms, with professional staff and equipment to meet all your needs, Hotel Croatia has earned its reputation as the country's leading destination for conferences.



USEFUL INFORMATION AND LINKS

Travel documentation

Passport or any other internationally recognized identification document. Tourist stay in Croatia is limited to three months.

Additional information is available at the embassies of the Republic of Croatia abroad or the Ministry of Foreign Affairs of the Republic of Croatia.

Phone: +385 (0)1 4569 964 - www.mvp.hr.

Time zone

GMT + 1 in the winter, GMT + 2 in the summer.

Standard voltage and frequency

220 V, 50 Hz.

Water

Tap water is potable on the whole territory of the Republic of Croatia.

Postal and telecommunication services

Post office in Cavtat is open whole day during working days and on Saturday mornings.

If you need to use a phone booth, phone cards are available for purchase at post offices, hotels and news-stands.

There are three mobile networks operating in Croatia:

T Mobile (098) www.t-mobile.hr

VIPnet (091) www.vipnet.hr

TELE2 (095) www.tele2.hr

All operators offer roaming service. For details, visit the respective websites.

Post office

20210 CAVTAT

Phone: +385 20 478 040

Fax: +385 20 478 020

Internet

Internet connection is available at all hotels. There are also several cafés and tourist agencies in Cavtat offering this service.

Croatian currency is kuna (HRK/kn). 1 kuna = 100 lipas

Bank-notes are in denominations of 5, 10, 20, 50, 100, 200, 500 and 1000 kunas, and coins are in denominations of 1, 2, 5, 10, 20, 50 lipa and 1, 2 and 5 kuna.

Payments: You can use only kunas as means of payment, and money can be exchanged in numerous banks, exchange offices, post offices and hotels.

Banks: Banks are open in Cavtat from Monday till Friday whole day and on Saturday mornings. There are also many cash machines in Cavtat, Dubrovnik Airport, Ćilipi and Gruda.

Credit cards: Most hotels, restaurants and shops will accept credit card payments (Eurocard/Mastercard, Diners, American Express, Visa).

Customs duties: Foreign currency can be freely transferred to Croatia to the amount of 40,000.00 HRK. Customs must be notified of any amounts exceeding this number. Home currency can be freely transferred to and from Croatia to the amount of 15,000.00 HRK.

Owners of pets must possess an international certificate not older than 6 months.

Tax return: The right of tax return encompasses all foreign citizens for purchased goods (except petroleum derivatives) to the amount of 501.00 HRK per receipt. The purchaser must have a VAT (PDV-P) form filled by the seller, which must be verified upon leaving Croatia on the border crossing. Tax return is possible six months after the purchase of goods. Additional info about customs duties:

Republic of Croatia Customs Directorate, phone: +385 1 6102 333, www.carina.hr

Medical help

Primary medical help can be received in surgery in Cavtat.

During the summer season (April-October) there is a tourist surgery at the guests' disposal. It is open seven days a week and located at the Iberostar Albatros Hotel, Cavtat.

All other types of health care are available at the Dubrovnik General Hospital.

Guests from countries which have signed a health-care agreement with the Republic of Croatia do not have to pay for medical services. If that is not the case, the services are charged directly to the user, according to the official price list.

Medical Emergency Service telephone number: 94

Working hours

The majority of shops and supermarkets are open from 8 AM till 8 PM and on Saturday mornings. Public services and business offices work from 8 AM until 4 PM, Mondays to Fridays.



Foreign language radio news

During the summer season, Croatian National Radio Channel 2 regularly broadcasts news and Croatian Automobile Club reports on traffic conditions on a daily basis in several languages: English, German, Italian and Czech. This station also broadcasts news and traffic conditions reports from several foreign radio stations (Bavaria Radio Channel 3, Austria Radio Channel 3, RAI Uno, British Virgin Radio and Czech Radio.).

There are also specialized daily news broadcasts for boaters in Croatian and English.

Safety, fire and environmental protection

A special European emergency number has been also established in Croatia: 112.

You can dial it from all mobile and fixed phones in case you need: urgent medical help, fire department, police, mountain rescue service, veterinarian help and other emergency services.

Please, act responsibly in natural areas, take notice of fire restriction signs and do not throw burning or inflammable objects in the surrounding countryside. In case you notice fire, please call fire department on number 93.

The sea water in the area of Konavle, as well as in Croatia in general, is of high quality, so please help us in keeping it so.

Local transport / Public transport

Cavtat is connected with Dubrovnik by a local bus line which is scheduled every thirty minutes. During the summer season you can go to Dubrovnik by boats which sail during the whole day.

Taxi service is also at your disposal. There are taxi stops in the Cavtat bus station and the airport in Čilipi. Radio taxi service is available on number (020) 970.

More on local lines: www.libertasdubrovnik.com.

Car hire

There are a number of car hire offices in Cavtat and Čilipi airport that offer a variety of vehicle types.

Important Phone Numbers -

During your stay in Cavtat, you may need some of these numbers:

Country code for Croatia is +385

Area code for Cavtat, all settlements in Konavle and the Dubrovnik-Neretva County is 020. In case you are calling from abroad, you must leave out 0 from the area code, so just dial +385 20

General emergency services number: 112

If you precisely know what service you need, you can call directly for:

Police: 92

Fire Department: 93

Medical Emergency Service: 94

Road assistance: 987 (+385 1 987 for mobile phones)

Croatian Automobile Club 01 4640 800, www.hak.hr e-mail: info@hak.hr

Weather forecast and traffic conditions: 060 520 520

Cavtat Pharmacy: +385 20 487 261

Cavtat Surgery: +385 20 478 657 ili 478 001

Cavtat Port Authority: +385 20 478 065

Dubrovnik Airport: +385 20 773 377

General Informations: 981



SOCIAL PROGRAMME

Sunday, September 30th - Opening Ceremony and Welcome Reception

Hotel Croatia

19:30 - 20:30 Opening Ceremony

20:30 Welcome Reception

Access with badge only

Attendance to the Opening Ceremony and Welcome Reception is included in the registration fee for registered participants and accompanying persons.

Monday, October 1st – Festive Evening

Dubrovnik Cathedral

20:30 Concert

Revelin Fortress

21:30 Festive Evening, Cocktail with view

Access with badge only

Attendance to the Opening Ceremony and Welcome Reception is included in the registration fee for registered participants and accompanying persons.

Tuesday, October 2nd – Gala Dinner

Hotel Croatia

20:00 Gala Dinner

Access with voucher only

Ticket price: 100,00 EUR per person, (VAT 25% included). Please make your reservation for the Gala Dinner when you register for the congress.

OPTIONAL TOURS AND VISITS

Group excursions Dubrovnik 2012

1. OLD TOWN SIGHTSEEING

Available days: September 30th / October 1st / October 2nd / October 3rd

Departure from hotel Croatia at 9:30 – return to hotel Croatia at 13:00



This tour is a classic!

Transfer from Cavtat to Dubrovnik accompanied by an English speaking professional guide for a sightseeing tour of the Old Town of Dubrovnik.

Dubrovnik is on UNESCO's list of cultural heritages and is regarded as one of the most beautiful cities in the Mediterranean. Surrounded by ramparts and fortresses, it is a treasure of architectural and cultural masterpieces, well preserved over the centuries.

During the tour, the guests will get to see some of the most attractive sights in the Old Town, including the Franciscan Monastery, home to one of the oldest pharmacies in Europe.

After the tour the guests will have some free time to keep exploring the tiny streets by themselves, to shop or simply to sit down for a coffee and take in the unique atmosphere.

Transfer back to Cavtat at 12:30.

Price is valid for minimum of 5 persons

Includes: bus transfer, english speaking guide, Franciscan Monastery entrance ticket

Price per person: 39.00 EUR

2. KONAVLE TOUR

Excursion date: October 1st

Departure from hotel Croatia at 14:00 – return to hotel Croatia at 17:30



Konavle is the southernmost region in Croatia and very well known for its rich traditions and customs. It is also an important wine growing region in southern Dalmatia with recognized and geographically protected wines which among other specialties our guests will have the opportunity to try.

Having started from Cavtat we head South to a local winery where we try some of the best wines this region has to offer and learn about the history of wine growing in Konavle.

After this tasty experience we continue our scenic drive through the picturesque villages of Konavle to an authentic water mill situated by the river Ljuta. The mill which is surrounded by a beautiful nature park, dates back to the times of the Dubrovnik Republic and is protected as a cultural monument.



The guests will experience a warm welcome by local musicians and girls dressed in national costumes who serve typical local drinks and figs.

Besides a demonstration of the mill which is still in use today the guests will also see a fully reconstructed fulling mill which authentically shows the process of pounding textile, a crucial step in the making of national costumes and other clothes 500 years ago.

Finally a typical snack will be served before returning to Cavtat in the late afternoon.

Price is valid for minimum of 25 persons

Includes: bus transfer, english speaking guide, wine tasting (3 wines, cheese, bread), visit of water mill / demonstration incl. welcome drink, snack, local musicians

Price per person: 63.00 EUR

3. GOURMET TOUR – PENINSULA OF PELJESAC

Excursion date: October 2nd

Departure from hotel Croatia at 10:00 – return to hotel Croatia at 16:00



Dubrovnik, is the second largest peninsula in Croatia after the peninsula Istria. It is very well known for its wines, especially the red wines Postup and Dingac which are grown for hundreds of years in the vineyards along the southern slopes of the peninsula, as well as for the ancient town of Ston (combined settlements Veliki and Mali Ston).

Ston, a town that Napoleon was more eager to acquire than Dubrovnik itself, is famous for its valuable salt works which are still in function today and for its great fortifying walls – proudly announcing themselves to be the second longest in the world after the Great Wall of China.

Mali Ston's great claim to fame are its oysters which are voted the finest in the world. Try these specialties for yourself during a wine tasting sessions at a family run wine cellar as well as a boat ride to the oyster beds in Mali Ston where you will have the opportunity to taste mussels and oysters fresh from the sea.

Finally lunch will be served at restaurant Bota in Mali Ston, one of the best restaurants in the area offering local specialties

Price is valid for minimum of 25 persons

Includes: bus transfer, english speaking guide, wine tasting, boat ride, oyster tasting

Price per person: 59.00 EUR

3-course seafood lunch at restaurant Bota restaurant

Beverages by consumption

Price per person: 35.00 EUR





37th European Congress of Cytology

Dubrovnik-Cavtat, Croatia

September 30th - October 3rd, 2012

Sponsors & Exhibitors



Platinum Sponsor



Gold Sponsor



Sponsors



East Pennine Cytology Training Centre
TRAINING STAFF FOR A QUALITY SERVICE



The Faculty of Veterinary Medicine University of Zagreb



HOLOGIC[®]

The Women's Health Company

Hologic, Inc. is a leading developer, manufacturer and supplier of premium diagnostics products, medical imaging systems and surgical products dedicated to serving the healthcare needs of women. Hologic's core business units are focused on breast health, cervical diagnostics, GYN surgical, and skeletal health. With the introduction of the Cervista[®] HPV HR (high risk) and Cervista[®] HPV 16/18 tests, Hologic now provides a complete cervical screening portfolio with the ThinPrep[®] Pap test, a variety of advanced ThinPrep[®] Processors, and ThinPrep[®] Imaging Systems.



Since many years, BD has been a leading force in innovating medical devices, equipment, and diagnostics products. Our focus is to reduce the spread of infection, advance global health, advance therapy and improve disease management. At BD Diagnostics, we provide solutions for early disease detection and diagnostic accuracy in the areas of cervical cancer screening, vaginitis, and STD identification.

We offer accurate and innovative solutions for laboratories, healthcare professionals, and patients that help prevent infection and the spread of cancer through cell- and molecular-based diagnostics.

BD is a company of innovators and humanitarians – people who care and who can and will continue to make a difference.



YOUR RELIABLE PARTNER IN IMMUNO-CYTOPATHOLOGY AND AN EXCLUSIVE DISTRIBUTOR OF DAKO, Denmark AND SAKURA, Japan FOR CROATIAN MARKET

Sponsors



A. Menarini Diagnostics is committed to becoming the world leader in well defined and selected diagnostic areas by providing exclusive, reliable, and scientifically advanced solutions, capable of exceeding customer expectations. The Company has dedicated more than 30 years to its continuous expansion and growth, going above and beyond any immediate geographical barriers, opening up new frontiers in the world of diagnostics so that the new challenges offered by today's market may be turned into opportunities which can be rewardingly overcome. A. Menarini Diagnostics has always put their collective knowledge and know-how at the service of both healthcare professionals and patients alike, guaranteeing that people all around the globe may reap the benefits of their longstanding efforts and deep-rooted experience.



East Pennine Cytology Training Centre

TRAINING STAFF FOR A QUALITY SERVICE



Merck Millipore is a division of

Merck is the world's oldest pharmaceutical and chemical company with around 40,000 employees all over the world.

For over 100 years dyes and solutions of dyes have been part of the Merck product range. This tradition and experience have made Merck one of the world's leading suppliers of microscopy products. The products for microscopy, a comprehensive range for classical hematology, cytology, histology and bacteriology, are constantly being expanded and adapted to the needs of the user and to comply with all relevant environmental regulations. As always, the most important aspect is quality, which ensures that reproducible results can always be obtained. The microscopy products, which are used for diagnostic work with human tissue specimen, belong to the group of In Vitro Diagnostic Medical Devices (IVD) and comply with the EU IVD Directive and bear the CE logo on the label.

With the acquisition of Millipore in July 2010 we became one of global leaders in the life science tools market. Merck Millipore, with 10,000 employees in 64 countries, now offers broader capabilities and deep expertise across bio/pharmaceutical research, development and production. We have created a new brand identity. You will see our new logo and brand design in communications, products and packaging. This brand identity is built on two companies equally passionate about delivering transformational innovation while serving you, our customers and enabling your success. We remain committed to delivering the level of quality and reliability that you expect from a world class life science partner.



NOVACYT, founded in 2006, is active in developing, manufacturing and marketing advanced and innovative solutions for cytology. The Company is headquartered in Velizy-Villacoublay (France). Initially purely focused on the development of fully automated solution for liquid based cytology (LBC), NOVACYT now positions itself as the specialist and market leader in fully automated LBC for cancer screening with improvement for laboratories workflow and throughput multipurpose platform allowing GYN and Non GYN cytology, multi slide preparation, pre-aliquoting for reflex testing by molecular biology. New projects for imaging analysis are under development.”



Olympus: A leading European healthcare and consumer electronics company
Since Olympus was founded in Japan in 1919, it has become a leading manufacturer of innovative optical and digital equipment for the healthcare and consumer electronics sectors. For over 90 years we have lead the way in designing endoscopy and microscopy products, medical and industrial equipment, cameras and voice recorders.
At Olympus we try to make the world a little better every day, and a healthier, safer and more fulfilling place for us all to live in. We are committed to developing new technologies, products and services that comply with the toughest industry standards and offer our customers improved safety, security, quality and productivity.

Sponsors





QIAGEN is the leading global provider of sample and assay technologies. Sample technologies are used to isolate and process DNA, RNA and proteins from biological samples. Assay technologies are used to make these isolated biomolecules visible. QIAGEN has developed and markets more than 500 sample and assay products as well as automated solutions for such consumables. QIAGEN's assay technologies include one of the broadest panels of molecular diagnostic tests available worldwide. This panel includes the first FDA-approved test for human papillomavirus (HPV), the primary cause of cervical cancer. Further information can be found at <http://www.qiagen.com/>.



Headquartered in Basel, Switzerland, Roche is a leader in research-focused healthcare with combined strengths in pharmaceuticals and diagnostics. Roche is the world's largest biotech company with truly differentiated medicines in oncology, virology, inflammation, metabolism and CNS. Roche is also the world leader in in-vitro diagnostics, tissue-based cancer diagnostics and a pioneer in diabetes management. Roche's personalized healthcare strategy aims at providing medicines and diagnostic tools that enable tangible improvements in the health, quality of life and survival of patients.

Roche brings unprecedented clinical knowledge and clarity to cervical cancer screening—supporting your efforts to protect patients from cancer and from overtreatment.



Rovers Medical Devices has specialized in the development, production and worldwide sales of cell sampling devices. Examples are the Rovers(R) Cervex-Brush(R) Combi and the well-known Rovers(R) Cervex-Brush(R).

Our newest product, the Rovers(R) Evalyn(R) Brush is a self-sampler that can be used by women at home for HPV testing.

Our products can be used in combination with liquid based as well as conventional cytology, for viral, bacteriological and DNA testing. Based on our patented thin-fibre technique we can also develop cell sampling devices on request.



S. Karger AG is a leading international publisher of books and journals in basic and medical sciences. During the 37th European Congress of Cytology we are pleased to present a wide range of publications in Cytology. Be sure not to miss our book series "Monographs in Clinical Cytology" (www.karger.com/moclc) with its recent volumes. The journal ACTA CYTOLOGICA (www.karger.com/acy) will be of special interest. As the official journal of the International Academy of Cytology and affiliated to over 50 cytology societies around the world, ACTA CYTOLOGICA evaluates new and existing diagnostic applications of scientific advances. Free sample copies will be available at our booth!

Sponsors





Wiley publishes nearly 1,500 peer-reviewed journals as well as 1,500+ new books annually in print and online including *Cytopathology*, the official journal of the British Association for Cytopathology and *Cancer Cytopathology*, published on behalf of the American Cancer Society. Stop by our booth for complimentary copies of these publications, educational materials, and to purchase books at a 20% discount. For more information, visit www.wiley.com.

- A -

Abdelkrim, B.	46
Achille, G.	63
Addati, T.	63
Adithya, S.	51
Aedo, O.	40, 51
Aga, E.	46
Agai, M.	30, 47, 49, 63
Ahlat, O.	66
Ahmed, S.	49
Akdeniz, C.	56
Aker, F.	58
Akman, O.	47, 56
Aktürk, M.	66
Alameda, F.	29, 55
Alilović, M.	60
Almobarak, A.	25, 30, 38
Al-Mulla, F.	47
Altunboga, A.	63
Anić, V.	18, 35, 50
Anim, J.	47
Anisova, L.	55
Anniciello, A.	45
Anoinos, D.	45, 55, 63, 64
Anton, A. C.	52
Anton, G.	52
Antulov, J.	34, 63
Anzić, A. S.	58
Arai, Y.	39
Aramburu, J. A.	21
Aranda, I.	50, 58
Aranda López, F. I.	50
Arribas, P.	56
Asami, H.	46
Asano, S.	50
Asimis, E.	45
Asselti, M.	50
Atasoy, P.	49, 62
Athanasjadi, E.	51
Athanasopoulou, A.	56, 58, 62, 64
Athanasiadou, A. M.	47, 60, 63
Athanasiadou, P.	47, 55, 56, 58, 60, 63, 64
Audy-Jurković, S.	21
Aurer, I.	37

- B -

Babarović, E.	59
Babić, D.	55
Baccarini, P.	51
Baglan, T.	63
Baixeras, N.	56, 59
Bajo, P.	21, 66
Bak, M.	30
Balaouras, D.	55
Balazs, J.	13, 22
Balci, M.	49, 62
Bandekar, A.	26, 49, 51, 59
Banno, K.	18
Barišić, A.	24, 28, 38, 55
Barroca, H.	17, 28, 39, 41, 59
Barszcz, K.	67
Bartosch, C.	52
Bašić, D.	52
Baškot, A.	58
Batinić, D.	27, 59
Bauer Šoštarić, D.	50
Bayol, U.	47, 56
Bazdaric, D.	45
Beale, T.	26
Beccati, D.	13
Beck, A.	33, 39
Bedrossian, C. W. M.	14, 27, 31
Begović, H.	44
Behbehani, A.	47
Bekova, A.	51
Bellevicine, C.	25, 39, 53, 56
Bellosillo, B.	55
Beljan, R.	46
Beorlegui, C.	43
Bergeron, C.	21, 24, 33, 44
Bídek, M.	30
Bilirakis, E.	51
Bischiniotis, T.	67
Blažanović, A.	52
Bobuš Kelčec, I.	17, 30, 47, 49, 63
Bode, B.	38
Bode, P.	38
Boehmer, G.	31
Bogatyrev, V.	55
Bogers, J.	44

Boglou, K.	45, 67	Chhieng, D.	13, 23, 40
Bollmann, R.	37	Chrelias, C.	46, 55
Bondi, A.	21, 40, 41	Christodouli, F.	46
Boras, Z.	60	Christodoulis, E.	63
Borisova, V.	62	Christodoulis, N.	63
Borosak, H.	66	Ciccocioppo, L.	20
Borovečki, A.	29	Cigüenza Sancho, S.	50
Börsch, C.	44, 46	Ciguenza, S.	58
Boschi, R.	53	Cimbaljevic, M.	51
Boubekri, A.	55	Cipolletta Campanile, A.	45
Bourgain, C.	20, 29	Cirnes, L.	25
Boutayeb, L.	56	Climent, F.	49
Boutou, S.	49	Cochand Priollet, B.	20, 29, 35, 64
Branders, P.	26	Çolakoğlu, E.	66
Braunschweig, R.	59	Condom, E.	49
Brčić, L.	62	Corrales, T.	21, 31, 66
Britz, F.	46	Coşkan, A. S.	66
Budimir, B.	60	Costa, I.	31
Bulimbasic, S.	67	Cozzolino, I.	25, 45
Bulutay, P.	62, 66	Cristovam, S.	20
Butrón, M.	21	Cubero, N.	59
- C -		Culiáñez Casas, A.	50
Cabezas, A.	58	Cumurcu, S.	47, 56
Cabezas Jiménez, A.	50	Cunha, A. L.	31, 60
Caeiro, A.	25, 30	Cuvaj, S.	18
Cakic, Z.	51	Cvrk, B.	50
Çakir, L.	33, 66, 67	Čaržavec, D.	58
Camarmo, E.	21, 31, 66	Čučević, B.	46
Campacci, N.	20	Čulić, V.	32, 45
Campbell, K.	13	Čupić, H.	49, 66
Canbey, C.	58	Ćurić-Jurić, S.	49, 58, 66
Capanna, S.	20	- D -	
Capitanio, A.	63	D'Angelo, C.	20
Capodimonti, S.	39	Dahan, H.	64
Caraceni, D.	20	Daneshbod, Y.	39
Carprieaux, M.	31	Danic, D.	45
Català, I.	49, 56, 59	Daniilidis, A.	55
Celenk, F.	56	Daprile, R.	50
Çelik, Ö. İ.	38	Davidson, B.	15
Centrone, M.	63	de Biase, D.	51
Ceyhan, K.	58, 62, 63, 66	De Laurentiis, M.	20
Chaini, E.	60	De Luca, C.	25
Chalfe, N.	46	De Renzo, A.	25
Chelidonis, G.	47	Delibasi, T.	64

Deliu, B.	21	Erkilic, S.	56
Demura, T.	44	Exbrayat, J. M.	55
Desai, M.	19, 24		
Destouni, C.	45, 50	- F -	
Devadoss, J. M. V.	26, 49, 51, 59	Fabbri, C.	51
Di Bonito, L.	14	Faber, M.	44
Di Loreto, C.	24	Fabre, M.	13, 17, 22
Di Lorito, A.	40	Fadda, G.	20, 22, 29, 39
Diamantis, A. G.	21	Fahal, A.	38
Dimitrijevic, L.	20	Faizullina, N.	44
Dimopoulos, S.	47	Fanariotis, I.	47
Dinas, K.	55	Fassina, A.	14, 17, 20, 27, 29
Dinou, A.	67	Fazio, V.	50
Dinter, M.	51	Fazlagic, A.	51
Divani, S.	63, 67	Felizardo, D.	31, 60
Djanic, D.	56	Fericean, A.	63
Dohnalová, A.	52	Fernandez García, M. S.	56
Domanski, H.	17, 30	Fernandez Vega, I.	56
Dominis, M.	39	Filipec-Kanižaj, T.	29
Dražďáková, M.	44	Firat, P.	20, 27, 28, 29, 51
Drouveli, T.	63	Flegar-Meštrić, Z.	40, 67
Drpa, G.	62	Flentje, M.	25
Duletić-Načinović, A.	59	Fletcher, K.	43
Durasova, E.	43	Folnović, D.	55
Dusek, L.	51	Fontaine, D.	64
Dušková, J.	13, 20, 29, 51	Fornelli, A.	51
Dvorackova, J.	67	Franceschi, M.	58
Dworzak, M. N.	27	Francis, I.	47
Dzhangirova, T.	51, 63, 67	Franco, R.	45
Dzinic, M.	20, 51	Frangella, C.	45
Džeko Škugor, N.	27	Fregnani, J. H. T. G.	20
Džubur, S.	37	Fresno Forcelledo, M. F.	56
		Fuentes Martínez, N.	56
- E -		Fulciniti, F.	45
Ebru Pala, E.	56	Funes, A.	56
Eide, M. L.	18, 19	Furuta, N.	39
Ekinci, O.	62	Fuštar-Preradović, Lj.	45, 55, 56, 59
Elbaum, L.	46	Futaya, E.	52
Elhoweris, M.	25, 30, 38		
Elsaid, K.	38	- G -	
Elshiekh, T.	23	Gabrič, S.	46, 60
Eminović, S.	44, 52	Gačina, P.	58
Erçin, M. E.	49, 62	Gaitskell, K.	58
Ergin, I.	66, 67	Galzerano, A.	45
Eri, Z.	34, 49, 62	García, M. C.	49, 56

García Pravia, M. D. C.	56	Hamzi, L.	64
Garrote, L.	55	Han, Ü.	64
Gašparov, S.	58, 67	Harabajsa, S.	50
Gatta, D. M. P.	20	Harke, M.	43
Gavriil, M.	49	Haroon, M.	25
George, S.	47, 56	Hasanbegović, E.	58
Georgiou, G.	64	Hauben, E.	26
Gerhard, R.	25, 38	Hayashi, N.	66
Gernigon, T.	55	Hayashi, T.	17
Gianna, K.	45, 50	Hazirolu, R.	67
Giannone, G.	63	Hećimović, A.	60
Giles, T.	28	Hejda, V.	44
Giotta, F.	50	Herbert, A.	14, 21, 27
Giraud, M.	59	Hintermann, S.	19
Gjadrov Kuveždić, K.	59, 63	Hirakawa, E.	66
Gletsou, E.	58	Hirouchi, T.	66
Gödény, M.	30	Hiruta, M.	50
Gómez, P.	60	Hishima, T.	46
Gonçalves, L.	14	Horáček, J.	52, 67
Gonidi, M.	47, 60	Horiguchi, S.	46
González Fernández, M. J.	50	Hosseinzadeh, M.	47
Goto, T.	46	Host, I.	59
Goyal, G.	63	Hussein, D.	30
Grahovac, B.	42, 46		
Granados, R.	21, 31, 66	- I -	
Grce, M.	23	Iaccarino, A.	39, 45, 56
Gredelj Šimec, Nj.	33, 58	Iftner, T.	46
Grefte, J. M. M.	26, 53	Iida, M.	30, 52
Grest, P.	33	Ikedo, A.	50
Griesser, H.	44	Ikenberg, H.	44, 46
Grigore, M.	52	Iliadis, K.	59
Gril, V.	67	Ivanović, D.	25
Grilli, B.	45	Ivezic, B.	67
Grskovic, B.	66	Iwami, Y.	52
Guimarães, M.	59		
Gumà, A.	49	- J -	
Gumussoy, K. S.	67	Jakopović, M.	19, 46, 62
Gunjača, I.	45	Jakovina, K.	55
		Jakovina, T.	55
- H -		Jakšić, B.	42
Ha, S. Y.	45	Jakšić, O.	42
Hagemann, C.	25	Jambhekar, N.	59
Hajdinjak, N.	46	Janoušek, M.	44, 52
Haji, B.	56	Janušić, R.	58
Hakala, T.	39	Jaragh, M.	56

Jay, A.	56	Kellokumpu-Lehtinen, P.	39
Jelić Puškarić, B.	28	Kern, I.	46, 60
Jendriš-Škrliak, E.	52	Kezić, D.	66
Jhee, J.	31	Khademi, B.	39
Jirásek, J. E.	44, 52, 67	Khademolhosseini, S.	47
Jiménez-Ayala, B.	29, 38	Khammar, F.	55
Jiménez-Ayala, M.	28, 38, 40	Khanlari, M.	39
Jocic Pivac, B.	52	Kholová, I.	39
Jonjić, N.	42, 59	Kibar, M.	67
Joura, E.	44	Kidron, D.	46
Judge, K.	44	Kilicarlan, I.	51
Jurić, D.	24, 55	Kim, K. M.	45, 51
Jurić, N.	18, 58	Kimura, A.	52
Juroš, Z.	46, 50, 60, 62	Kirimura, S.	46
Jurrius, A. M.	26, 53	Klapsinou, E.	47, 59
		Kleidaradaki, E.	64
- K -		Klem, I.	62
Kaić, G.	13, 38, 41, 45, 50	Klijanienko, J.	17, 25
Kalfa, M.	47, 59	Kloboves Prevodnik, V.	27, 34, 37
Kalghatgi, A. T.	38	Knezevic, G.	50
Kampitsis, K.	49	Knezevic Usaj, S.	62
Kanakis, D.	58	Knowles, S.	20, 43, 56
Kanda, H.	39	Kober, B.	66
Kania, R.	64	Kobilková, J.	43, 44, 52, 67
Kanic, R.	67	Kocjan, G.	18, 26, 41, 42, 56, 63
Kanoutos, D.	67	Kogan, E.	44
Kapila, K.	24, 34, 47, 56	Kojić Katović, S.	34, 58, 66
Karadana, M.	58, 60	Kokalj Vokač, N.	32
Karakitsos, P.	14, 18, 20, 29, 33, 45, 46, 51, 55, 63, 64, 67	Kokkini, A.	59, 62
Karakitsou, E.	64	Konstantinidou, K.	55, 57, 58, 60, 64
Kardari, M.	49, 56, 58, 62, 64, 67	Konstantinou, E.	63
Kardum, M.	33	Konyár, E.	30
Kardum Paro, M. M.	18, 38, 67	Kopár, E. J.	30
Kardum-Skelin, I.	15, 21, 23, 26, 30, 39, 41, 44, 45, 50, 56	Koršić, M.	62
Karetsi, E.	60	Kos, M.	21
Karyda, E.	47	Kosmas, A.	60
Kasoyan, K.	51, 63, 67	Kosmas, K.	55, 56, 58, 60, 64
Kaštelan, D.	45, 46, 60	Kostyuchek, I.	43
Kato, C.	52	Kottu, R.	43
Kato, I.	46	Koukoulis, G.	58, 60
Kawahara, A.	28, 46	Kouli, V.	46, 63
Kazika, S.	64	Koumpanaki, M.	51, 62, 64
Kefalaki, A.	59, 62	Kourea, H.	49
		Kouroupi, M.	50, 67
		Koutselini, H.	39

Köybasıoğlu, F.	58	Lončar, I.	55
Kozachenko, A.	44	Longatto-Filho, A.	20
Kozlov, D.	51	Lopes, J. M.	59
Kranjac, A. M.	45	López-Lisbona, R.	59
Krašević, M.	51	Loufopoulos, A.	51, 55
Kravtsov, V.	46	Loureiro dos Santos, S.	25, 30
Krishnamurthy, S.	41	Lourenço, A.	25
Križaj, B.	50	Lourenço, H.	25
Krsic, V.	51, 52	Lozić, B.	45
Krupec, A.	49, 50	Lukač, J.	39
Krušlin, B.	66	Luther, A.	60, 66
Kujala, P.	39	Lynch, T.	62
Kukulj, S.	60	Ljubić, N.	13, 25, 34, 39
Kunimatsu, E.	30		
Kuramoto, H.	52	- M -	
Kuroda, N.	66	Machado, J. C.	25
Kurpis, M.	46	Maghbul, M.	39
Kusić, Z.	39	Mahovlić, V.	17, 21, 40, 43, 55, 66
Kušec, R.	39	Mahovne, I.	55, 59
Kutsal, O.	66, 67	Majek, O.	51
Kuzmić Prusac, I.	45	Malapelle, U.	25, 39, 53
Kyrgiou, M.	55	Malinowski, D.	44
Kyriakidou, V.	63	Malle, D.	51, 62, 64
		Margari, C.	49
- L -		Margari, H.	38
Labar, B.	33, 59	Margari, I.	33, 45, 49, 55, 63, 64
Lafaras, C.	67	Maričević, I.	31, 49, 58
Laloi-Michelin, M.	64	Marino, G.	53
Larocca, L. M.	39	Marjanović, K.	47
Lasan Trčić, R.	32, 45	Markanjević, T.	44, 55
Lee, Y. K.	45	Markasović, M.	47
Leemans, P.	26	Markidou, S.	47, 59
Leitão, D.	25	Markov-Glavaš, D.	25
Leiter, B.	39	Marouga, A.	55, 56, 58, 60, 64
Lepina, I.	55	Martini, M.	39
Leventakos, K.	64	Martinović, M.	49
Libbrecht, L.	31	Marzano, A.L.	50
Liet, A.	26, 53	Mason, K.	58
Linham, M.	20, 43, 56	Mastorakis, E.	45, 64
Lionis, C.	51	Mateša, N.	20, 29, 38, 39
Llatjós, R.	56	Mattioli, E.	50
Lloveras, B.	55	Maulid, P.	51
Lobo, C.	26, 31, 52, 60	Mavraeidis, M.	49, 56, 62, 64, 67
Lombardi, C. P.	39	Mažuranić, I.	62
Lončar, B.	21, 47, 49	Mehadžić, S.	58

Mehzad, M.	21	Napolitano, V.	39
Melachrinou, M.	67	Nasioutziki, M.	22, 51, 55
Meristoudis, C.	45, 46, 63, 64	Nayak, S. R.	30
Mestebeld-Bout, I.	53	Nayar, R.	19, 23, 28
Meyer, L.	55	Nedeljkovic, Lj.	49, 51
Michalev, K.	55	Neeman Azulay, M.	46
Mičić, T.	49	Negahban, S.	39
Mijaljica, G.	45	Negri, S.	21
Miletić, Z.	45	Nemet, D.	29
Miličić, V.	20, 21, 47, 49, 52, 59, 62	Nepka, C.	58, 60
Minkina, G.	51	Neumann, H.	44
Miše, I.	34, 49	Nieuwenhuis, B.	26, 53
Mišić, M.	55, 59, 62	Nikitina, L.	63, 67
Mišmaš, B.	49	Nikolaidou, C.	45
Mladenovic Mihajlovic, A.	51	Nikolopoulou-Stamati, P.	47, 60, 63
Mohapatra, M.	30	Noh, H.	56
Mohar, B.	46	Nolde, N.	67
Monson, G.	62	Nomura, K.	39
Monteiro, P.	31, 52	Norimatsu, Y.	66
Morales, S.	31	Novak, N. P.	45, 59, 62
Moreno, P.	56		
Mori, K.	50	- O -	
Morožin Pohovski, L.	32	O'Flynn, P.	26
Moslavac, S.	50, 52, 58	O'Leary, J.	22
Moss, A. M.	31	Obad-Kovačević, D.	37
Mossa, G.	63	Oh, Y. L.	45, 51
Mosunjac, M.	21	Ohara, M.	66
Motoi, N.	39, 46	Ohsaki, H.	66
Motoi, T.	46	Okanoue, E.	66
Moura, C. S.	25	Oliveira, M. H.	41, 42
Mourad, W.	64	Olsfanger, S.	46
Moussa, A.	14	Olson, M.	31
Mpota, E.	49, 56, 58, 62, 64	Önal, B.	35, 38, 58, 64
Mrčela, M.	49	Oner, A.	67
Mrsic, G.	66	Ono, S.	50
Muset, M.	55	Oprea, G.	21
Mustac, E.	59	Ormenisan, C.	21
		Ortíz, L.	51
- N -		Oryan, A.	39
Nadaš, V.	52	Ostojić, J.	31
Nagato, K.	30	Ostojić Kolonić, S.	37, 50
Nagy, T.	30	Ostović, I.	20
Naima, K.	46	Ovanin-Rakić, A.	38, 55, 66
Naito, Z.	17, 18	Özgül, N.	14
Najdanović-Mandić, V.	52	Ozkur, A.	56

- P -			
Pajtlar, M.	21, 47, 49, 52	Pirkic, B.	66
Paksoy, N.	13, 20, 29	Piskač Živković, N.	62
Pala, E.	47	Pitiyage, G.	56
Palis, L.	49	Pittel, B.	44, 46
Palma, F.	63	Plaitano, F.	45
Panayiotides, I.	45, 46, 55, 64	Planinc-Peraica, A.	34, 41
Panichenko, I.	55	Pleština, S.	46
Panjko, M.	49, 62	Podrug, Lj.	43
Papaefthimiou, M.	63	Pohar-Marinšek, Ž.	27, 40, 67
Papamichali, R.	60	Pokieser, W.	23, 34
Papavasileiou, D.	67	Polifemo, A. M.	51
Paponja, I.	58	Politi, D.	59, 62
Paraskevaidis, E.	51, 55	Polivka, M.	64
Parathira, M.	67	Poller, D. N.	20, 29, 63
Pardal, J.	39, 59	Poloz, T.	64
Parente, B.	25	Poljak, M.	22
Pari, M.	59	Poljičak-Milas, N.	33
Parigos, K.	50	Pontecorvi, A.	39
Park, H. Y.	51	Popek, B.	50
Pauzar, B.	47	Popescu, O.	63
Pavić, I.	31, 58, 66	Popov, V.	55
Pavlinić, I.	45	Popovac, S.	20
Pavlovic, A.	42	Popovic, M.	66
Pažur, M.	50	Pouliakis, A.	45, 51, 55, 63, 64, 67
Pérez, F. M.	59	Poyraz, A.	66
Perez-Machado, M.	58, 62, 66	Praet, M.	31
Perić, M.	47, 49	Prvulović, I.	49, 55, 59, 62
Perić Balja, M.	63	Psachoulia, C.	49, 56, 58, 62, 64, 67
Perisic Jeremic, N.	20	Psaroudaki, M.	59, 62
Perisic, M.	20		
Perisic, Z.	20, 51	- R -	
Peristeropoulou, P.	46, 63	Radić-Krišto, D.	42
Perković, L.	25	Rajaratnam, K.	66
Perković, S.	27	Rajhvajn, S.	55
Peroš, K.	66	Rajković Molek, K.	59
Peroš-Golubičić, T.	19, 60	Rajwanshi, A.	41, 43
Persec, Z.	67	Ramirez, R. E.	56
Pession, A.	51	Ramljak, V.	25, 30, 32, 42, 47, 49, 63
Petit, A.	49	Ranogajec, I.	50, 52, 58
Petranovic, D.	59	Rao, P.	30
Petroni, S.	50, 63	Rapezzi, R.	21
Piccoli, T.	21	Ratour, J.	64
Pikula, A.	20	Reich, O.	46
Pinto, R.	25	Repše Fokter, A.	24
		Rešetar, R.	44, 52

Rezanko, T.	58	Schenck, U.	30, 39
Ribeiro, C.	25, 30	Schettino, P.	39
Ridder, R.	44, 46	Schmid, S.	38
Ries, S.	59, 63	Schmidt, D.	44
Rinčić, G.	58	Schmitt, F.	14, 19, 23, 25, 29, 35, 38, 44
Rodriguez, I.	43	Schneider, E.	28, 30
Roglić, M.	62	Schwennicke, K.	59
Roje, D.	45	Sedghi, R.	47
Ropar, S.	50, 58	Seili-Bekafigo, I.	28, 59
Rosell, A.	59	Seiwerth, S.	62
Rosenthal, D.	44	Semenić-Rutko, M.	52
Rosini, S.	20	Serrano, S.	55
Rossi, E. D.	19, 39	Shabalova, I.	51, 63, 67
Rössle, M.	38	Shapiro, N.	64
Rot, M.	46	Sheldekar, S.	49, 51, 59
Roughton, M.	63	Shen, H.	21
Rubić, K.	50	Shiba, M.	30
Rubini, V.	50	Shipitsyna, E.	43
Ruiz, A.	21, 66	Shmatkova, V.	55
Rupčić, S.	51	Siddiqui, M. T.	34
Russo, M.	45	Sideri, M.	44
Russo, S.	63	Simmonds, N.	66
		Simone, G.	50, 63
- S -		Sioutopoulou, D.	45, 50
Sadjia, H. B.	55	Siskoy, S.	56, 58, 62, 64
Sadughifar, R.	39	Skopa, C.	49
Şahin, D.	51	Slavnova, E. N.	59, 67
Sahpaz, A.	64	Smajić, E.	58
Said, H.	25	Smart, L.	21
Salapura Dugonjic, A.	62	Smith, J. H. F.	20, 40
Salatiello, M.	25	Smith, P.	28, 35
Salvatore, C.	50	Smojver-Ježek, S.	19, 23, 27, 28, 37, 41, 46, 50, 60, 62
Samaržija, M.	46	Socolov, D.	52
Sand, J.	39	Sodano, A.	45
Santamaria, M.	14, 40, 43	Sokołowska, J.	67
Saraswati, R.	56	Soler, M. T.	49
Sarcevic, B.	56	Somborac Bačura, A.	25
Sato, Y.	39	Sood, N.	30, 43, 63
Satyanarayana, S.	24, 30, 38, 41, 43	Sosa Fernandez, N.	25, 45
Sauer, T.	25, 32, 41	Spandos, L. V.	51, 62, 64
Savic, S.	24, 29, 30, 31	Spathis, A.	45, 46
Savicheva, A.	43	Staikou, A.	67
Savvidou, D.	47	Staklenac, B.	47
Sawant, V.	51, 59	Stamataki, M.	45, 55, 63, 64
Scarpidi, E.	59		

Stančić Rokotov, D.	19, 62	- T -	
Stani, J.	19, 44	Tadic Latinovic, Lj.	62
Stankovic, N.	20	Takahashi, K.	50
Stasinou, M.	55	Tallini, G.	51
Stein, M.	20	Tantanasis, T.	55
Stephenson, B.	44	Taradi, R.	62
Stephenson, T. J.	63	Tasic, D.	51
Stergiou, N.	63	Tasic, L.	51
Stević, N.	47	Taskin Türkmenoglu, T.	63
Stipoljev, F.	32	Taylor, A.	44
Stojkovic, M.	51	Tekavec-Trkanjec, J.	60
Straccia, P.	39	Teleman, S.	52
Strataki, M.	60	Telioussi, S.	51, 62, 64
Strunová, M.	44, 52	Terricabras, M.	49
Stylianidou, A.	49	Terzakis, A.	63, 67
Sučić, M.	25, 30, 33, 39, 59	Theofanopoulou, A.	59, 63
Sugahara, T.	52	Thérèse, G.	46
Sugimoto, N.	52	Toda, K.	39
Sugitani, I.	39	Todorović, J.	46
Sugiyama, Y.	17	Tomić, K.	55, 62
Suh, K.	56	Toro Soto, P. A.	50, 58
Sustikova, J.	67	Tötsch, M.	20, 29, 35
Sušterčić, D.	50	Touplikioti, P.	45
Suzuki, N.	39	Troncone, G.	20, 25, 29, 39, 53, 56
Syggelakis, A.	51	Trutin Ostović, K.	20, 24, 27, 38, 42, 45, 49, 50, 52, 62, 67
Syrjänen, K.	14, 22, 30, 31	Tsamantas, A.	58
Sysa, P.	67	Tsampazis, N.	55
Szabó, E. J.	30	Tsarouchas, D.	45, 67
Szmidt, M.	67	Tsipis, A.	47, 60, 63
Šamija, I.	39	Tsonou, A.	59, 62
Šarčević, B.	47	Tucakovic, S.	20, 51
Šentija, K.	24, 37, 45	Tudoric, N.	62
Šiftar, Z.	37, 45, 67	Türkmenoglu, T.	58
Šimunović, I.	52	Tugulukova, A. A.	67
Šitić, S.	49	Tuncer, E.	23
Škopljanac-Maćina, L.	18, 55, 66	Turan, S.	49, 62
Škoro, M.	45, 62	Turlapati, V. S.	30
Šokčević, M.	31, 34	Tzilves, D.	50
Šoljić, V.	15, 46	- U -	
Štemberger, C.	46	Ungureanu, C.	52
Štemberger-Papić, S.	26, 44, 51, 52	Urbanc, T.	46
Štoos-Veić, T.	45, 62	Urbańska, K.	67
Šunjić Stakor, M.	66	Urisk, S.	52
Šušković Medved, S.	50		

Ustuner, E.	63	Wiseman Pinto, R. G.	17, 22, 23, 26,
Uvirova, M.	68		34, 43, 49, 51, 59
Uyar Göçün, P.	62, 66	Wojcik, E. M.	19, 24
		Wright, F.	62
- V -			
Valassoulis, G.	51, 55	- X -	
Valeri, R. M.	45, 50, 67	Xenitidis, M.	63
Valković, T.	59	Xhaja, A.	44, 46
Vallejo, C.	49	- Y -	
Valpotić, I.	66	Yadav, P.	30
van Hemel, B. M.	22	Yamada, K.	39
Vanek, M.	43	Yamazaki, K.	50
Vangeel, L.	26	Yesilyurt, A.	64
Vardouli, A.	63, 67	Young, M.	58, 62, 66
Vasilj, A.	18, 58, 66	Yucel, G.	66, 67
Vasou, O.	59, 62	Yumusak, N.	43, 66
Vass, L.	18, 20, 25, 29	- Z -	
Verschuere, S.	31	Zabatta, A.	53
Verša Ostojić, D.	44, 51, 52	Zadražil, B.	50
Verwimp, M.	26	Zanconati, F.	33
Vidović-Gajger, L.	52	Zanini, N.	51
Vieira, J.	52	Zappacosta, R.	20
Vielh, P.	17, 20, 23, 28, 31, 32, 42	Zarevski, P.	20
Vigliar, E.	19, 25, 45	Zekić Tomaš, S.	45
Villena, N.	49	Zekić-Sušac, M.	47
Vince, A.	22, 23	Zemanova, Z.	32
Visani, M.	51	Zeppa, P.	25, 27, 32, 41, 45, 53
Vivanco Allende, B.	56	Ziak, D.	67
Volchenko, N. N.	59, 67	Zidlik, V.	67
von Knebel Doeberitz, M.	44	Zili, P.	46, 49, 63
Vordermark, D.	25	Zografos, G.	58
Vorobiev, S.	43	Zolotoverkhaya, E.	43
Vrabec Branica, B.	34, 39, 46, 50, 60, 62	Zourou, I.	50
Vrbanus, Lj.	30, 63	Zygouris, D.	55
Vrdoljak-Mozetič, D.	14, 44, 45, 51, 52, 55	Žanić Grubišić, T.	25
Vuckovic, Lj.	49	Žokvić, E.	49
Vugdelic, R.	51	Županić-Krmek, D.	25
Vukić Dugac, A.	60		
- W -			
Wąsowicz, M.	67		
Whitehead, C.	44		
Wiener, H. G.	24, 38		
Williams, L.	20, 43, 56		



- 16. Hotel Vila Patricia
- 17. Tržnica • Market place • Marktplatz • Marché
- 18. Ljekarna • Pharmacy • Apotheke • Pharmacie
- 19. Gradski zidine • City walls • Stadtmauern • Remparts de la ville
- 26. Vila Banat • Općina Korčula • City hall • Rathaus • Maire



- 1. Kamen mal • Kupašnice • Beach • Bäderstrand • Plage
- 2. Arheološko nalazište • Archeological finds • Fundstelle • Site archéologique
- 3. U. Mestrovic: Muzzej obitelji Rado • Mausoleum of the Radac family • Mausoleum der Familie Rado • Mausolée des Radac
- 4. Kupašnice • Beach • Bäderstrand • Plage
- 5. Franjevački samostan i crkva • Franciscan Monastery and church • Franziskanerkloster und Kirche • Couvent de franciscains et Eglise
- 6. Ključar • Kupašnice • Beach • Bäderstrand • Plage
- 7. Dom kulture • Cultural centre • Kulturheim • Maison de culture
- 8. Hotel Superior
- 9. Spuž • Spuž • Cave • Grotto • Grotte
- 10. Biserica • Galerija • Art gallery • Kunstgalerie • Galerie d'art
- 11. Lokala kapetanija • Post authority • Hafenverwaltung • Autorité postale
- 12. Pinokoteka • Art gallery • Pinokothek • Galerie d'art
- 13. Župna crkva Sv. Nikole • St. Nicholas Parish church • Hl. Nikolaus Pfarrkirche • Eglise paroissiale de St. Nicholas
- 14. Koševci dvor • muzej • Restorirane palače • Muséum • Restaurépalast • Museum • Palais du restauré • musée
- 15. Pošta • Post office • Postamt • Bureau de poste

- 21. Arheološko nalazište • Archeological site • Fundstelle • Site archéologique
- 22. Hotel Croatia
- 23. Hotel Cavtat
- 24. Nogometno igralište • Football playground • Footballplatz • Terrain de football
- 25. Hotel Iberostar Altavus
- 26. Tenis centar • Tennis courts • Tennis Platz • Terrain de tennis
- 27. Hotel Iberostar Epidaurus
- 28. Road Brown • Pjesačka staza • Pathway • Fußweg • Sentier (pédon 120 min)
- 29. Zdravstvena stanica • Ambulance • Pošćenik • Centre médical
- 30. Cavtat "Mabeli" Gips • Pjesačka staza • Pathway • Fußweg • Sentier pédon (150 min)

www.cytology2012.com

**CONGRESS ORGANIZATION SECRETARIAT
PENTA Ltd.**

penta

Professional Congress Organizer

Travel agency

address *I. Kršnjavoga 25, 10000 ZAGREB, Croatia*

telephone *(+385 1) 46 28 609, fax (+385 1) 45 53 284*

web *<http://www.penta-zagreb.hr>*

e-mail *penta@cytology2012.com*

contact *ksenija.zunic@penta-zagreb.hr*